

DOGWOOD LANE ENTRY (From Piccadilly South Road)




CORNER OF PICCADILLY SOUTH ROAD AND THE HIGHWAY



THE HIGHWAY ENTRY



DOGWOOD LANE DRIVEWAY ENTRY (Proposed New Driveway & Garden Areas)



NORTHEAST SIDE YARD OF RESIDENCE (Proposed Upper Lawn Area)



SOUTHWEST ENTRY OF RESIDENCE (Proposed New Driveway & Garden Areas)



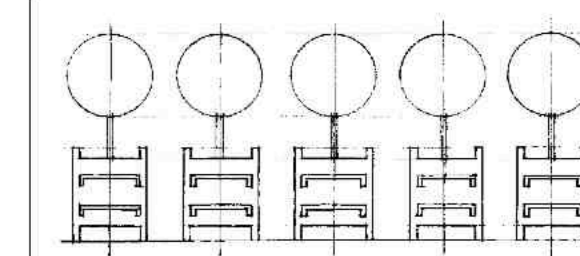
EAST REAR YARD OF RESIDENCE - North Edge (Proposed Pool Location)



EAST REAR YARD OF RESIDENCE - Centre (Proposed Lawn Area)



EAST LOWER YARD AREA - Facing South (Proposed Orchard Area)

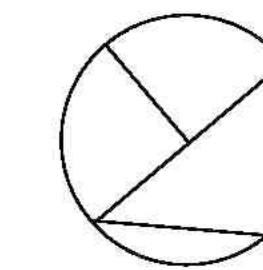


**RON RULE
CONSULTANTS LTD.**
2221 Gordon Ave., West Vancouver,
B.C., Canada, V7V 1W2
Tel: 604-926-1696 Fax: 604-926-1629

COPYRIGHT RESERVED
This plan and design are, and all terms remain the exclusive property of the landscape architect/designer and cannot be used or reproduced without written consent. Written dimensions shall have precedence over scaled dimensions. Contractors shall verify and be responsible for all dimensions and conditions on the job and this office shall be informed of any variations from the dimensions and conditions shown on the drawing.

Project:

**4710 SOUTH
PICCADILLY RD.
WEST VANCOUVER**



GENERAL LANDSCAPING NOTES

1. VERIFY ALL DIMENSIONS AND ELEVATIONS ON SITE BEFORE CONSTRUCTION. REPORT ANY DISCREPANCIES/OMISSIONS TO LANDSCAPE ARCHITECT.
2. LAYOUT TO BE APPROVED BEFORE CONSTRUCTION BY LANDSCAPE ARCHITECT.
3. MINIMUM STANDARDS OF ALL LANDSCAPE CONSTRUCTION TO MEET BC SLA/BCNTA STANDARDS.
4. ALL DRAINAGE TO BE AWAY FROM BUILDING. APPROX. 2% SLOPE.
5. ALL WALKWAYS AND PAVED AREAS TO BE SLOPED FOR DRAINAGE. APPROX. 2%.
6. ALL WALLS TO BE 8" IN THICKNESS UNLESS OTHERWISE SPECIFIED.
7. REMOVAL OF ANY TREES IS SUBJECT TO MUNICIPAL APPROVAL.
8. ALL DIMENSIONS AND ELEVATIONS SHOWN ARE IN FEET/INCHES.
9. PERIMETER OF ALL BUILDINGS TO BE BORDERED WITH A MINIMUM 12" WIDTH OF GRAVEL OVER APPROPRIATE FOUNDATION DRAINAGE.

GENERAL PLANTING NOTES

1. PLANTS IN THIS PLANT LIST ARE SPECIFIED ACCORDING TO THE LANDSCAPE CANADA GUIDE SPECIFICATION FOR NURSERY STOCK AND THE BCNTA STANDARD FOR CONTAINER GROWN PLANTS.
2. STAKE ALL TREES SECURELY.
3. MINIMUM SOIL DEPTHS TO BE: 6" IN LAWN AREAS; 8" IN GROUND COVER AREAS; 12" IN SHRUB AREAS; AND ONE CUBIC YARD PER TREE ROOT BALL.
4. SCARIFY NEW SOIL INTO EXISTING SOIL.
5. ALL SOD IS TO BE UNNETTED.
6. ALL SPECIFIED PLANT MATERIAL IS NOT GUARANTEED TO BE TOTALLY WINTER HARDY.

DRAWING ISSUES:

- | | |
|-------------------|-------------|
| 1. Design Concept | 16 Aug 2011 |
| 2. LCAC Revisions | 20 Jan 2012 |

Title:
**LANDSCAPE
PLAN**

Sheet:
**EXISTING
CONDITIONS
IMAGES**

Date: 23 Jan 2012	Rev:
Job No: 2011-20	Supersedes all previous revisions.
Drawn: KAS	L1.4
Scale: 1/8" = 1'-0"	