



# INGLEWOOD - AFFORDABLE HOUSING (AH) - PHASE 2

## SEPTEMBER 23, 2021

# ZGF

ZGF Architects Inc.

355 Burrard St,  
suite 350  
Vancouver, BC  
V6C 2G8  
T: 604 558 8390  
www.zgf.com

Revisions

### INGLEWOOD AFFORDABLE HOUSING (AH)

725 Inglewood Ave, West  
Vancouver

Drawing Title

**AH - COVER  
SHEET**



**INGLEWOOD  
CARE CENTRE**

A BAPTIST HOUSING COMMUNITY

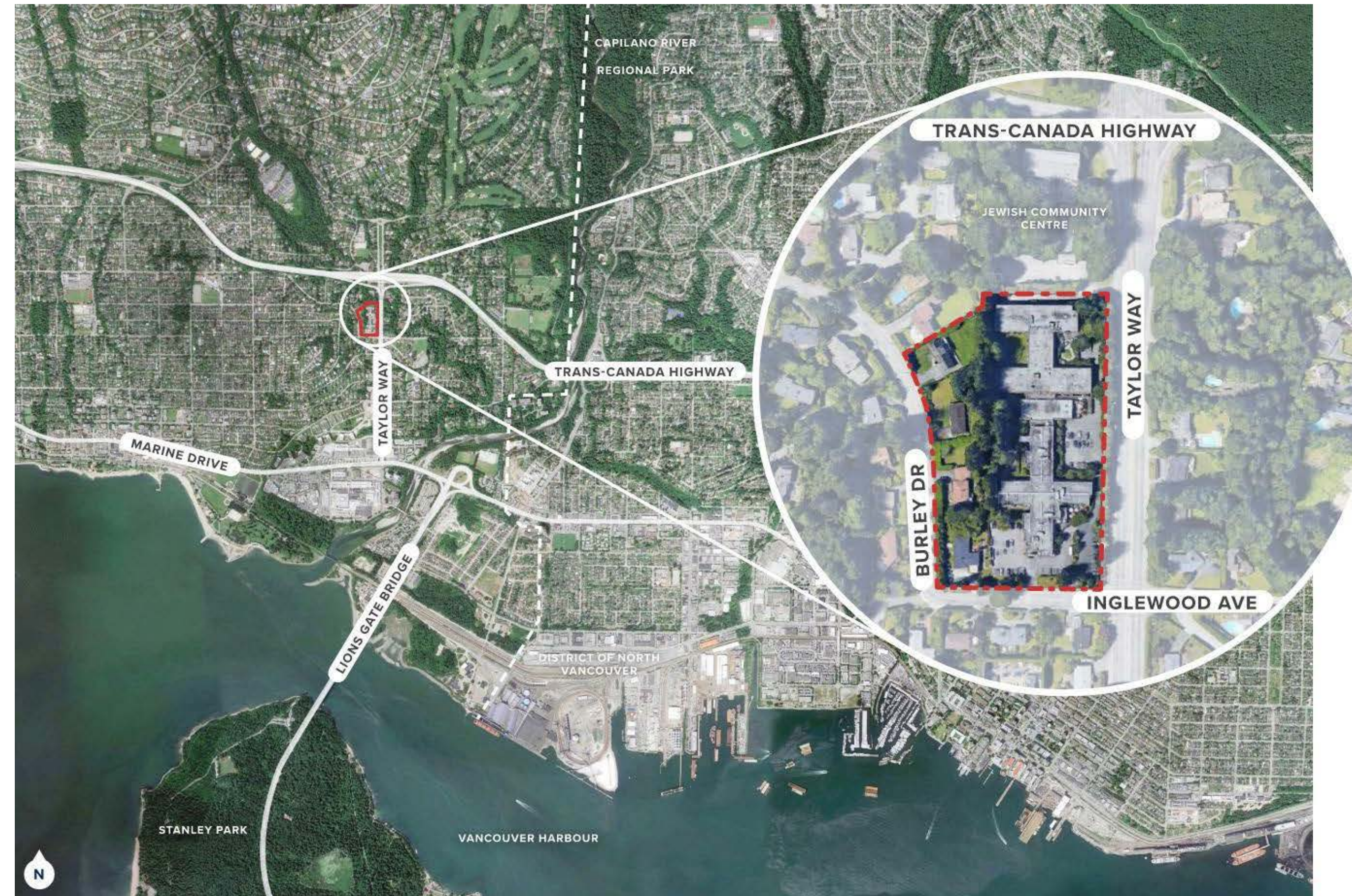
Date: 2021.09.23  
Job No: [V24689]  
Drawn By: MC  
Checked By: AT

Drawing No.

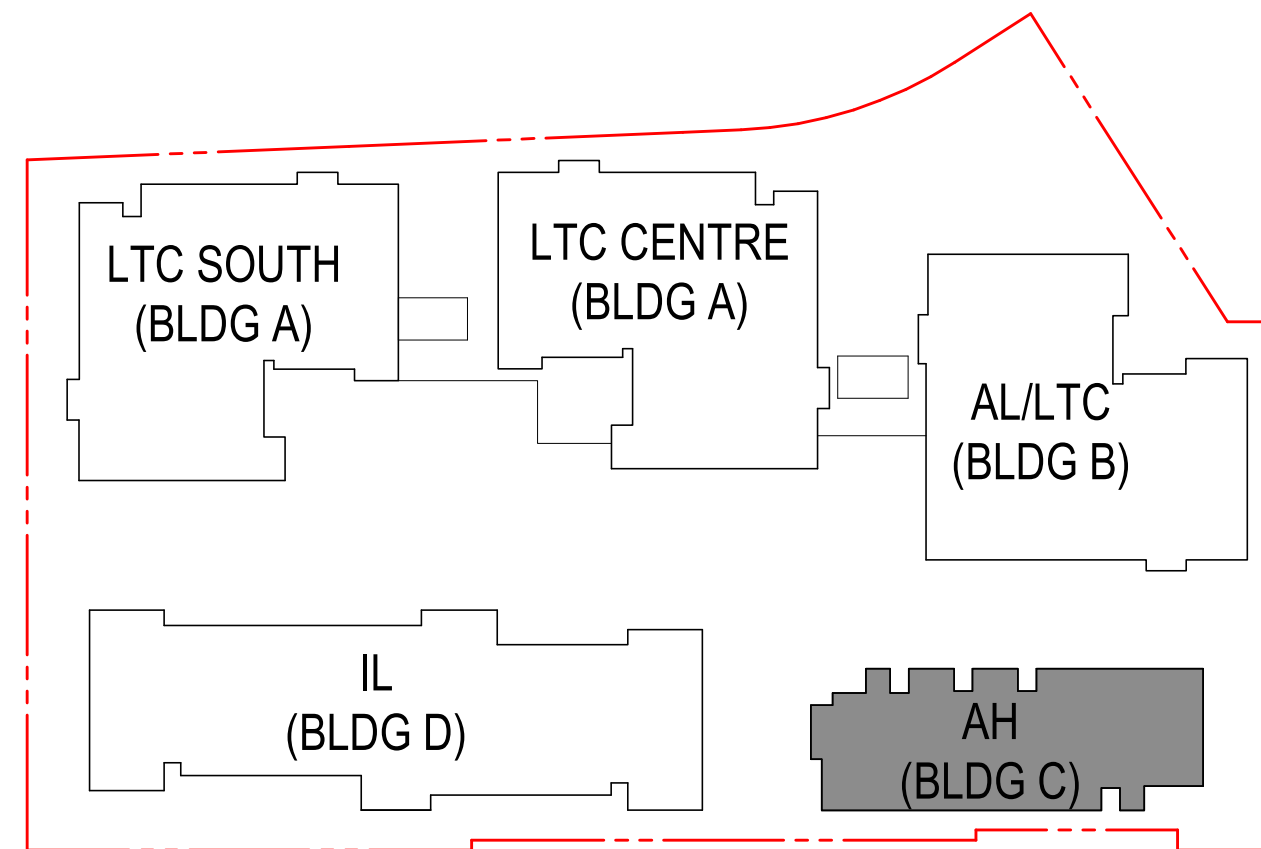
**A0.00 C  
DoWV DP  
SUBMISSION**

## ARCHITECTURAL DRAWING LIST

A0.00 C	AH - COVER SHEET	Yes
A0.01 C	AH - PROJECT DATA	Yes
A0.02 C	AH - FAR CALCULATIONS	Yes
A0.03 C	AH - GRADE CALCULATIONS	Yes
A2.00 C	AH - LEVEL P1 PLAN	Yes
A2.01 C	AH - LEVEL 01 PLAN	Yes
A2.02 C	AH - LEVEL 02 PLAN	Yes
A2.03 C	AH - LEVEL 03 & 04 PLAN	Yes
A2.04 C	AH - LEVEL 05 & 06 PLAN	Yes
A2.05 C	AH - LEVEL 07 & 08 PLAN	Yes
A2.06 C	AH - LEVEL 09 & 10 PLAN	Yes
A2.07 C	AH - UPPER ROOF PLAN	Yes
A2.21 C	AH - ENLARGED EAST LEVEL P1 PLAN	Yes
A2.22 C	AH - ENLARGED NORTHWEST LEVEL P1 PLAN	Yes
A2.23 C	AH - ENLARGED WEST LEVEL P1 PLAN	Yes
A2.24 C	AH - ENLARGED LEVEL 1 PLAN	Yes
A2.25 C	AH - ENLARGED LEVEL 02-06 PLAN	Yes
A2.26 C	AH - ENLARGED LEVEL 07-09 PLAN	Yes
A2.27 C	AH - ENLARGED LEVEL 10 PLAN	Yes
A3.01 C	AH - ELEVATIONS	Yes
A3.02 C	AH - ELEVATIONS	Yes
A3.03 C	AH - ELEVATIONS	Yes
A3.04 C	AH - SECTIONS	Yes
A6.01 C	AH - ENLARGED TEAM MEMBER UNIT PLANS - TYPICAL	Yes
A6.02 C	AH - ENLARGED TEAM MEMBERS UNIT PLANS - TYPICAL	Yes
A6.03 C	AH - ENLARGED SENIORS UNIT PLANS - TYPICAL	Yes



PROJECT LOCATION



KEY PLAN 1 TO 2000

### CIVIC ADDRESS

721 BURLEY DRIVE  
725 BURLEY DRIVE  
733 BURLEY DRIVE  
735 BURLEY DRIVE  
725 INGLEWOOD AVE WEST VANCOUVER

### LEGAL DESCRIPTION

LOT 6 DL 1070 NWD PLAN 8815  
LOT 7 DL 1070 NWD PLAN 8815  
LOT 8 DL 1070 NWD PLAN 8815  
LOT 9 DL 1070 NWD PLAN 8815  
THE SE 1/4 DL 1070 GP 1 NWD EXCEPT FIRSTLY:  
THE E 67 FEET, NOW ROAD, SECONDLY; AND PT  
ON HIGHWAY PLAN 29

Affordable Housing, Seniors Rental	Studio	1 Bed	2 Bed	1 Bed	Total Units	Total Residential Area	Amenity (sf)*	Admin/ Support (sf)*	Circulation (sf)*	Storage (sf)*	Service (sf)*	GFA (exclude outdoor + parkade)	Parkade (sf)	Roadway (sf)	Outdoor (sf)
P1									1,528	1,576	5,176	8,280	27,951	2,325	
1	5	9	3		17	9,205		440	2,294	0	84	12,022			
2	5	8	5		18	9,870			2,088	0	46	12,005			
3	5	8	5		18	9,870			2,088	0	46	12,005			
4	5	8	5		18	9,870			2,088	0	46	12,005			
5	5	8	5		18	9,870			2,088	0	46	12,005			
6	5	8	5		18	9,870			2,088	0	46	12,005			
7				16	16	8,698			2,078	0	37	10,813			
8				16	16	8,698			2,078	0	37	10,813			
9				16	16	8,698			2,078	0	37	10,813			
10					0	0	2,014		1,736	866	43	4,659			6,208
ASH Total (excludes below grade)				48	48	26,095	1,007	220	7,101	0	134	34,557			
ATMH Total (excludes below grade)	30	49	28	0	107	58,555	1,007	220	13,602	866	337	74,587			
ASH/ATMH + Below Grade Total	30	49	28	48	155	84,650	2,014	440	22,231	2,442	5,647	117,424	27,951	2,325	6,208

# ZGF

ZGF Architects Inc.

355 Burrard St,  
suite 350  
Vancouver, BC  
V6C 2G8  
T: 604 558 8390  
www.zgf.com

Revisions

## INGLEWOOD AFFORDABLE HOUSING (AH)

725 Inglewood Ave, West Vancouver

Drawing Title

AH - PROJECT DATA



INGLEWOOD CARE CENTRE

A BAPTIST HOUSING COMMUNITY

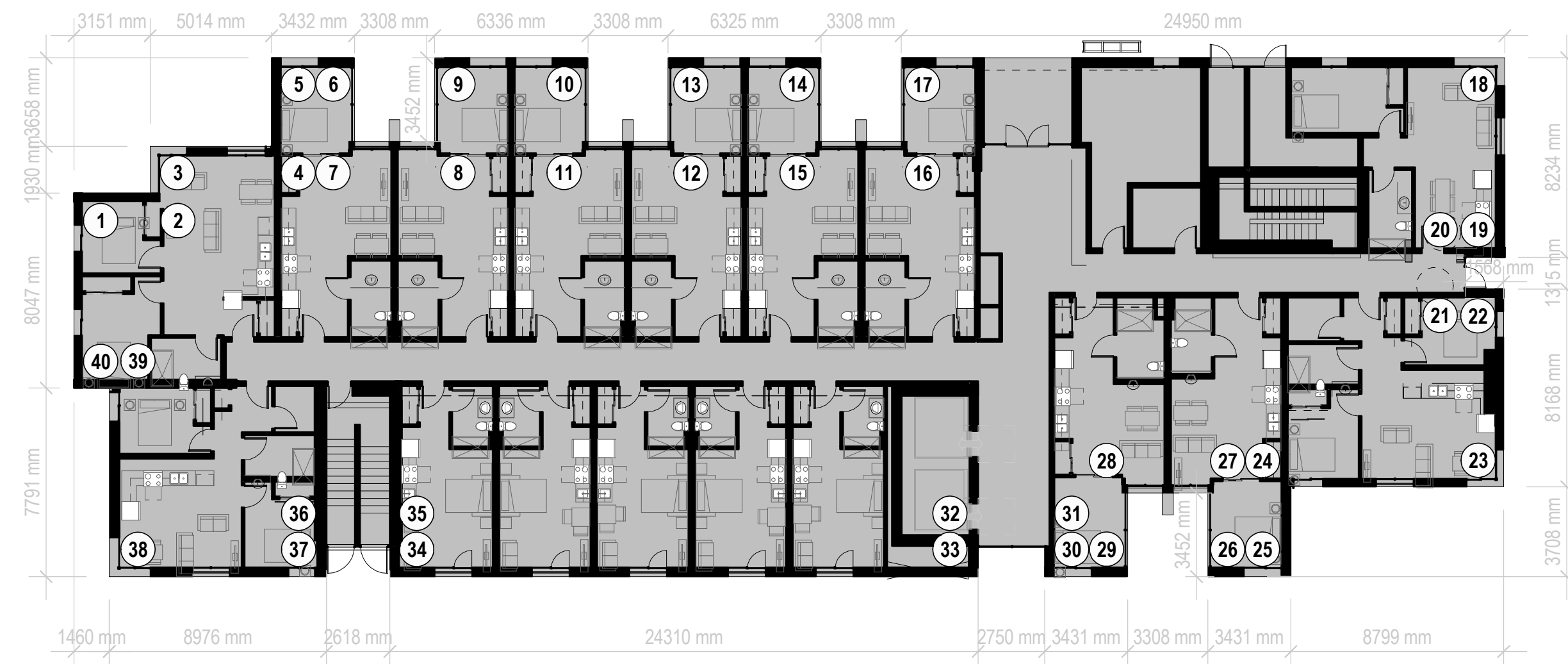
Date: 2021.09.23  
Job No: [V24689]  
Drawn By: MC  
Checked By: AT

Drawing No.

# A0.01 C

## DoWV DP SUBMISSION





**NATURAL GRADE CALCULATIONS**

	ELEVATION	X	LENGTH (M)	TOTAL
1 - 2	( 73.44 + 73.43 ) / 2	X	3.15	231.32
2 - 3	( 73.43 + 73.43 ) / 2	X	1.93	141.72
3 - 4	( 73.43 + 73.43 ) / 2	X	5.01	367.88
4 - 5	( 73.43 + 73.43 ) / 2	X	3.45	253.33
5 - 6	( 73.43 + 73.42 ) / 2	X	3.43	251.84
6 - 7	( 73.42 + 73.42 ) / 2	X	3.45	253.30
7 - 8	( 73.42 + 73.42 ) / 2	X	3.31	243.02
8 - 9	( 73.42 + 73.42 ) / 2	X	3.45	253.30
9 - 10	( 73.42 + 73.41 ) / 2	X	6.34	465.45
10 - 11	( 73.41 + 73.41 ) / 2	X	3.45	253.26
11 - 12	( 73.41 + 73.41 ) / 2	X	3.31	242.99
12 - 13	( 73.41 + 73.41 ) / 2	X	3.45	253.26
13 - 14	( 73.41 + 73.41 ) / 2	X	6.33	464.69
14 - 15	( 73.41 + 73.42 ) / 2	X	3.45	253.28
15 - 16	( 73.42 + 73.42 ) / 2	X	3.31	243.02
16 - 17	( 73.42 + 73.43 ) / 2	X	3.45	253.32
17 - 18	( 73.43 + 72.10 ) / 2	X	24.95	1,815.49
18 - 19	( 72.10 + 70.52 ) / 2	X	8.23	586.89
19 - 20	( 70.52 + 70.52 ) / 2	X	1.57	110.72
20 - 21	( 70.52 + 70.52 ) / 2	X	1.32	93.09
21 - 22	( 70.52 + 70.52 ) / 2	X	1.57	110.72
22 - 23	( 70.52 + 70.00 ) / 2	X	8.17	574.02
23 - 24	( 70.00 + 70.90 ) / 2	X	8.80	619.96
24 - 25	( 70.90 + 70.90 ) / 2	X	3.71	263.04
25 - 26	( 70.90 + 70.87 ) / 2	X	3.43	243.14
26 - 27	( 70.87 + 70.90 ) / 2	X	3.45	244.55
27 - 28	( 70.90 + 71.38 ) / 2	X	3.31	235.47
28 - 29	( 71.38 + 71.50 ) / 2	X	3.45	246.47
29 - 30	( 71.50 + 71.62 ) / 2	X	3.43	245.45
30 - 31	( 71.62 + 71.62 ) / 2	X	1.21	86.66
31 - 32	( 71.62 + 71.93 ) / 2	X	2.75	197.38
32 - 33	( 71.93 + 71.93 ) / 2	X	1.21	87.04
33 - 34	( 71.93 + 72.98 ) / 2	X	24.31	1,761.38
34 - 35	( 72.98 + 72.98 ) / 2	X	1.21	88.31
35 - 36	( 72.98 + 72.98 ) / 2	X	2.62	191.21
36 - 37	( 72.98 + 72.98 ) / 2	X	1.21	88.31
37 - 38	( 72.98 + 72.89 ) / 2	X	8.98	654.96
38 - 39	( 72.89 + 73.44 ) / 2	X	7.79	569.96
39 - 40	( 73.44 + 73.39 ) / 2	X	1.46	107.19
40 - 1	( 73.39 + 73.44 ) / 2	X	8.05	590.99
<b>TOTAL</b>			<b>196.46</b>	<b>14,516.90</b>

AVERAGE NATURAL GRADE 14,516.90 / 196.46 = 73.89 M

**FINISHED GRADE CALCULATIONS**

	ELEVATION	X	LENGTH (M)	TOTAL
1 - 2	( 68.00 + 68.00 ) / 2	X	3.15	214.20
2 - 3	( 68.00 + 68.00 ) / 2	X	1.93	131.24
3 - 4	( 68.00 + 68.00 ) / 2	X	5.01	340.68
4 - 5	( 68.00 + 68.00 ) / 2	X	3.45	234.60
5 - 6	( 68.00 + 68.00 ) / 2	X	3.43	233.24
6 - 7	( 68.00 + 68.00 ) / 2	X	3.45	234.60
7 - 8	( 68.00 + 68.00 ) / 2	X	3.31	225.08
8 - 9	( 68.00 + 68.00 ) / 2	X	3.45	234.60
9 - 10	( 68.00 + 68.00 ) / 2	X	6.34	431.12
10 - 11	( 68.00 + 68.00 ) / 2	X	3.45	234.60
11 - 12	( 68.00 + 68.00 ) / 2	X	3.31	225.08
12 - 13	( 68.00 + 68.00 ) / 2	X	3.45	234.60
13 - 14	( 68.00 + 68.00 ) / 2	X	6.33	430.44
14 - 15	( 68.00 + 68.00 ) / 2	X	3.45	234.60
15 - 16	( 68.00 + 68.00 ) / 2	X	3.31	225.08
16 - 17	( 68.00 + 68.00 ) / 2	X	3.45	234.60
17 - 18	( 68.00 + 68.00 ) / 2	X	24.95	1,696.60
18 - 19	( 68.00 + 68.00 ) / 2	X	8.23	559.64
19 - 20	( 68.00 + 68.00 ) / 2	X	1.57	106.76
20 - 21	( 68.00 + 68.00 ) / 2	X	1.32	89.76
21 - 22	( 68.00 + 68.00 ) / 2	X	1.57	106.76
22 - 23	( 68.00 + 68.00 ) / 2	X	8.17	555.56
23 - 24	( 68.00 + 68.00 ) / 2	X	8.80	598.40
24 - 25	( 68.00 + 68.00 ) / 2	X	3.71	252.28
25 - 26	( 68.00 + 68.00 ) / 2	X	3.43	233.24
26 - 27	( 68.00 + 68.00 ) / 2	X	3.45	234.60
27 - 28	( 68.00 + 68.00 ) / 2	X	3.31	225.08
28 - 29	( 68.00 + 68.00 ) / 2	X	3.45	234.60
29 - 30	( 68.00 + 68.00 ) / 2	X	3.43	233.24
30 - 31	( 68.00 + 68.00 ) / 2	X	1.21	82.28
31 - 32	( 68.00 + 68.00 ) / 2	X	2.75	187.00
32 - 33	( 68.00 + 68.00 ) / 2	X	1.21	82.28
33 - 34	( 68.00 + 68.00 ) / 2	X	24.31	1,721.08
34 - 35	( 68.00 + 68.00 ) / 2	X	1.21	82.28
35 - 36	( 68.00 + 68.00 ) / 2	X	2.62	178.16
36 - 37	( 68.00 + 68.00 ) / 2	X	1.21	82.28
37 - 38	( 68.00 + 68.00 ) / 2	X	8.98	610.64
38 - 39	( 68.00 + 68.00 ) / 2	X	7.79	529.72
39 - 40	( 68.00 + 68.00 ) / 2	X	1.46	99.28
40 - 1	( 68.00 + 68.00 ) / 2	X	8.05	547.40
<b>TOTAL</b>			<b>196.46</b>	<b>13,359.28</b>

AVERAGE FINISHED GRADE 13,359.28 / 196.46 = 68.00 M

Zoning Bylaw No. 4662, 2010  
District of West Vancouver  
120.17 Average Grade Calculation for Building and Structure Height

ZGF

ZGF Architects Inc.

355 Burrard St,  
suite 350  
Vancouver, BC  
V6C 2G8  
T: 604 558 8390  
www.zgf.com

Revisions

**INGLEWOOD  
AFFORDABLE  
HOUSING (AH)**

725 Inglewood Ave, West  
Vancouver

Drawing Title

**AH - GRADE  
CALCULATIONS**



**INGLEWOOD  
CARE CENTRE**

A BAPTIST HOUSING COMMUNITY

Date: 2021.09.23  
Job No: [V24689]  
Drawn By: YS  
Checked By: MC

Drawing No.

**A0.03 C**

**DoWV DP  
SUBMISSION**

## INGLEWOOD AFFORDABLE HOUSING (AH)

725 Inglewood Ave, West Vancouver

Drawing Title

AH - LEVEL P1  
PLAN



**INGLEWOOD CARE CENTRE**

A BAPTIST HOUSING COMMUNITY

Date: 2021.09.23  
Job No: [V24689]  
Drawn By: AM  
Checked By: AT

Drawing No.

# A2.00 C

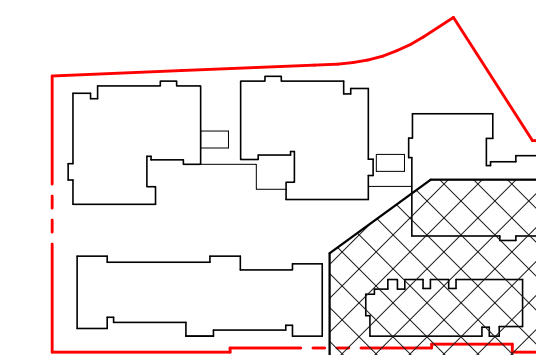
DoWV DP  
SUBMISSION



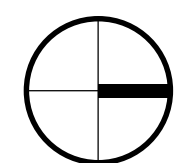
1 SITE - LEVEL 64.5M PLAN  
A2.00 C 1:200

- OUTLINE OF FLOORPLATE ABOVE
- PHASE LINE
- PROPERTY LINE
- STRATA PARCEL LINE

PLAN LEGEND



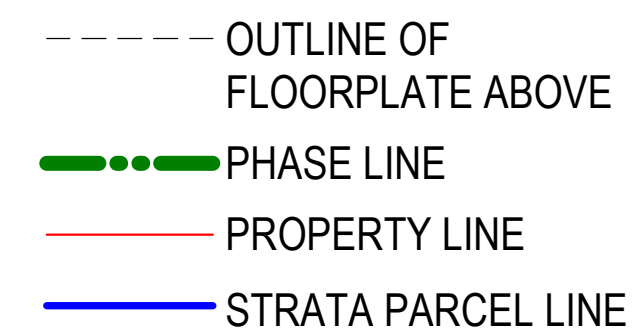
KEY PLAN



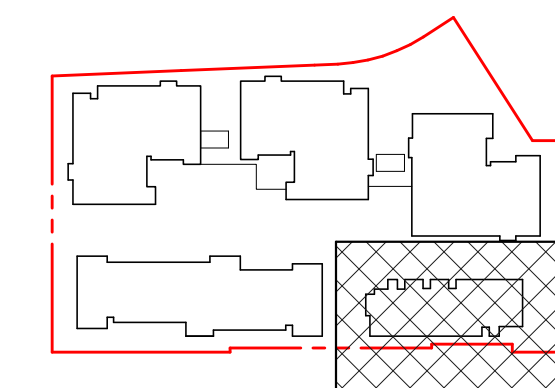
Revisions



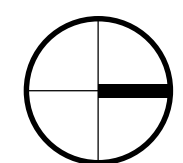
1 AH - LEVEL 01 PLAN  
A2.01 C 1:200



PLAN LEGEND



KEY PLAN



## INGLEWOOD AFFORDABLE HOUSING (AH)

725 Inglewood Ave, West Vancouver

Drawing Title

AH - LEVEL 01 PLAN



INGLEWOOD CARE CENTRE

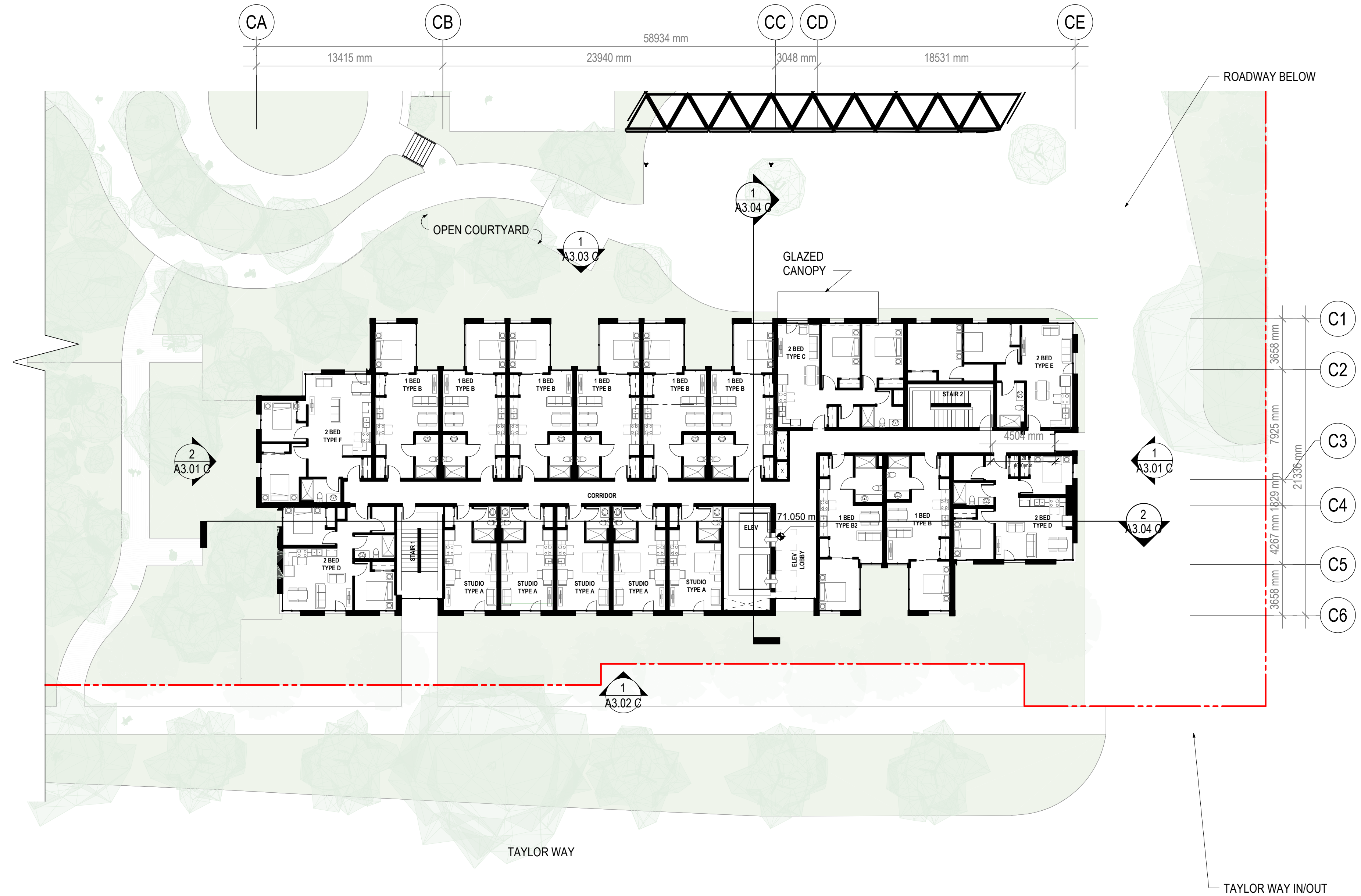
A BAPTIST HOUSING COMMUNITY

Date: 2021.09.23  
Job No: [V24689]  
Drawn By: AM  
Checked By: AT

Drawing No.

A2.01 C  
DoWV DP SUBMISSION

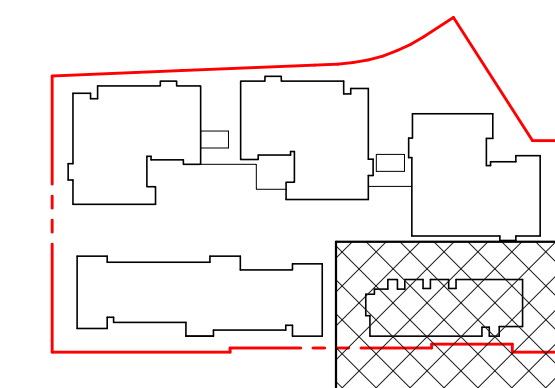
Revisions



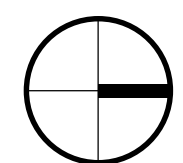
1 AH - LEVEL 02 PLAN  
A2.02 C 1:200

- OUTLINE OF FLOORPLATE ABOVE
- PHASE LINE
- PROPERTY LINE
- STRATA PARCEL LINE

PLAN LEGEND



KEY PLAN



## INGLEWOOD AFFORDABLE HOUSING (AH)

725 Inglewood Ave, West Vancouver

Drawing Title

AH - LEVEL 02 PLAN



INGLEWOOD CARE CENTRE

A BAPTIST HOUSING COMMUNITY

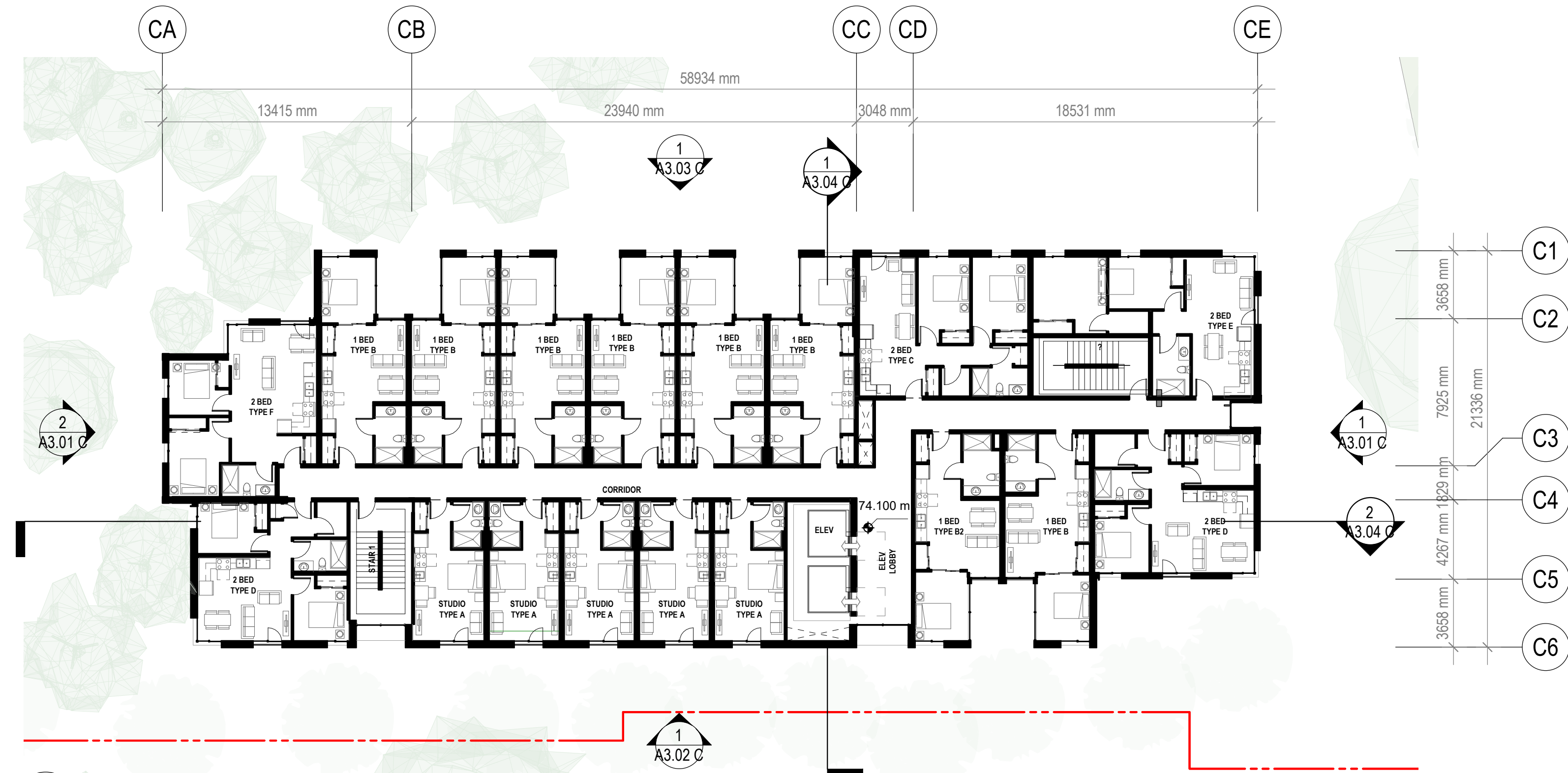
Date: 2021.09.23  
Job No: [V24689]  
Drawn By: AM  
Checked By: AT

Drawing No.

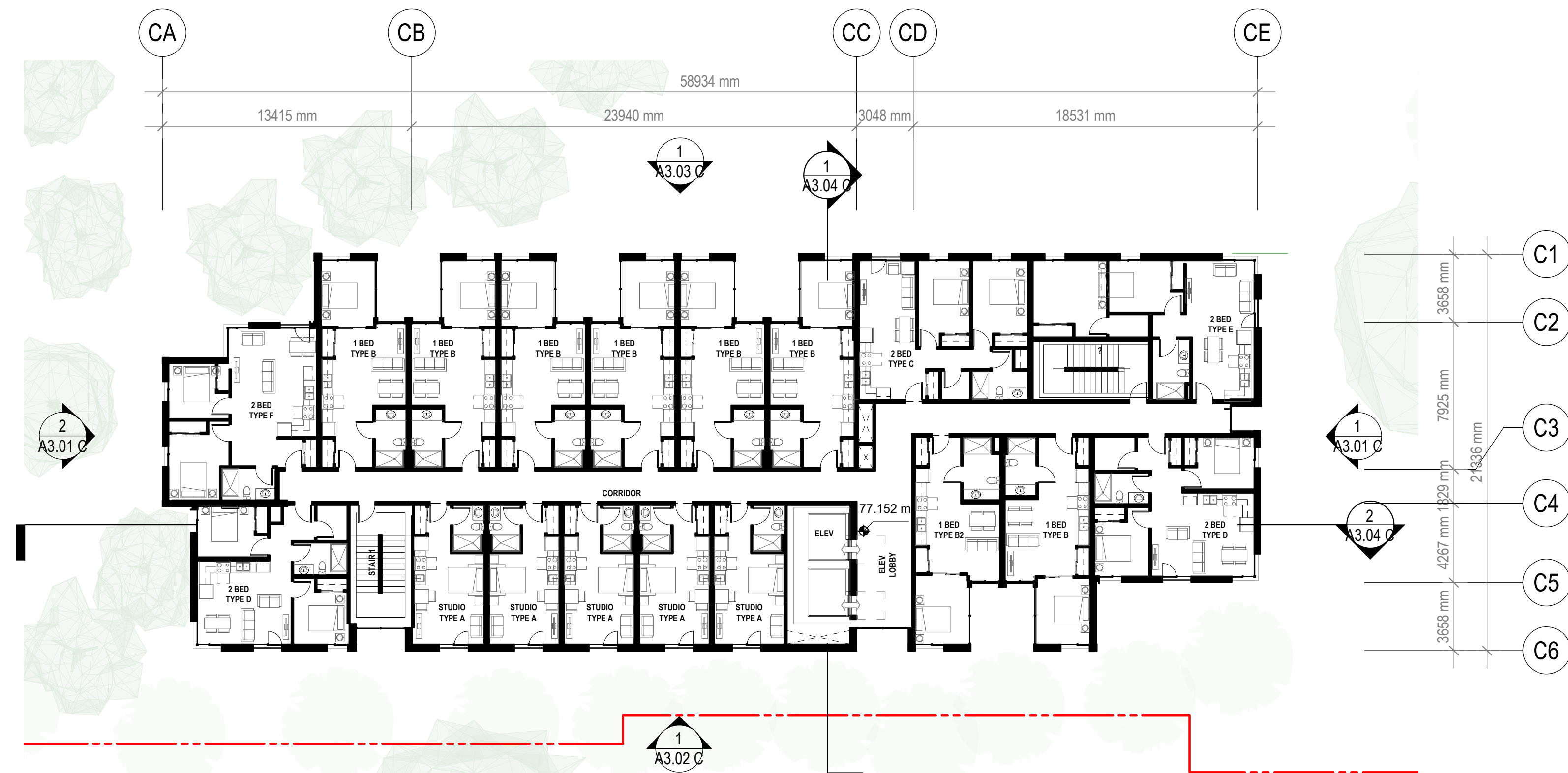
# A2.02 C

DoWV DP SUBMISSION

Revisions



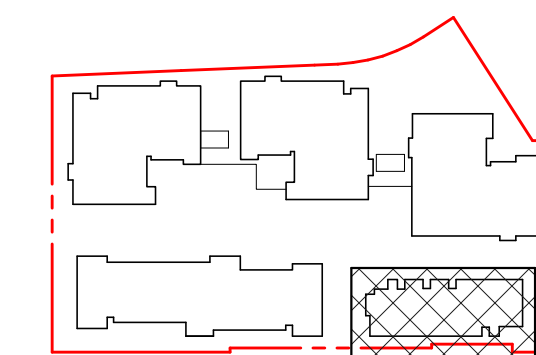
1 AH - LEVEL 03 PLAN  
A2.03 C 1:200



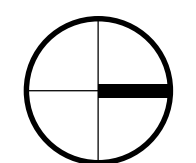
2 AH - LEVEL 04 PLAN  
A2.03 C 1:200

- OUTLINE OF FLOORPLATE ABOVE
- PHASE LINE
- PROPERTY LINE
- STRATA PARCEL LINE

PLAN LEGEND



KEY PLAN



## INGLEWOOD AFFORDABLE HOUSING (AH)

725 Inglewood Ave, West Vancouver

Drawing Title

AH - LEVEL 03 & 04 PLAN



INGLEWOOD CARE CENTRE

A BAPTIST HOUSING COMMUNITY

Date: 2021.09.23  
Job No: [V24689]  
Drawn By: AM  
Checked By: AT

Drawing No.

# A2.03 C

DoWV DP SUBMISSION



Revisions

## INGLEWOOD AFFORDABLE HOUSING (AH)

725 Inglewood Ave, West  
Vancouver

Drawing Title

### AH - LEVEL 05 & 06 PLAN



**INGLEWOOD CARE CENTRE**

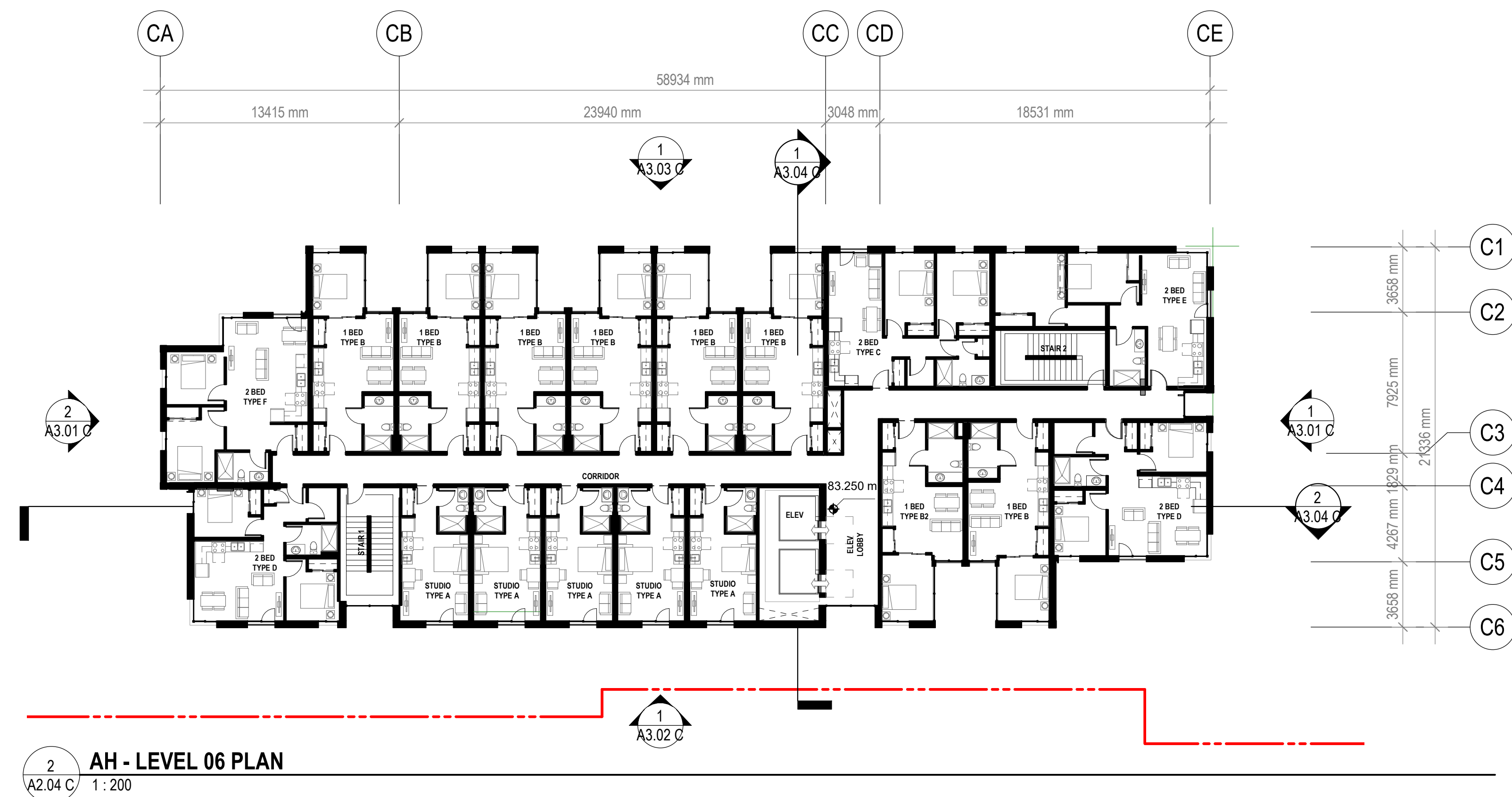
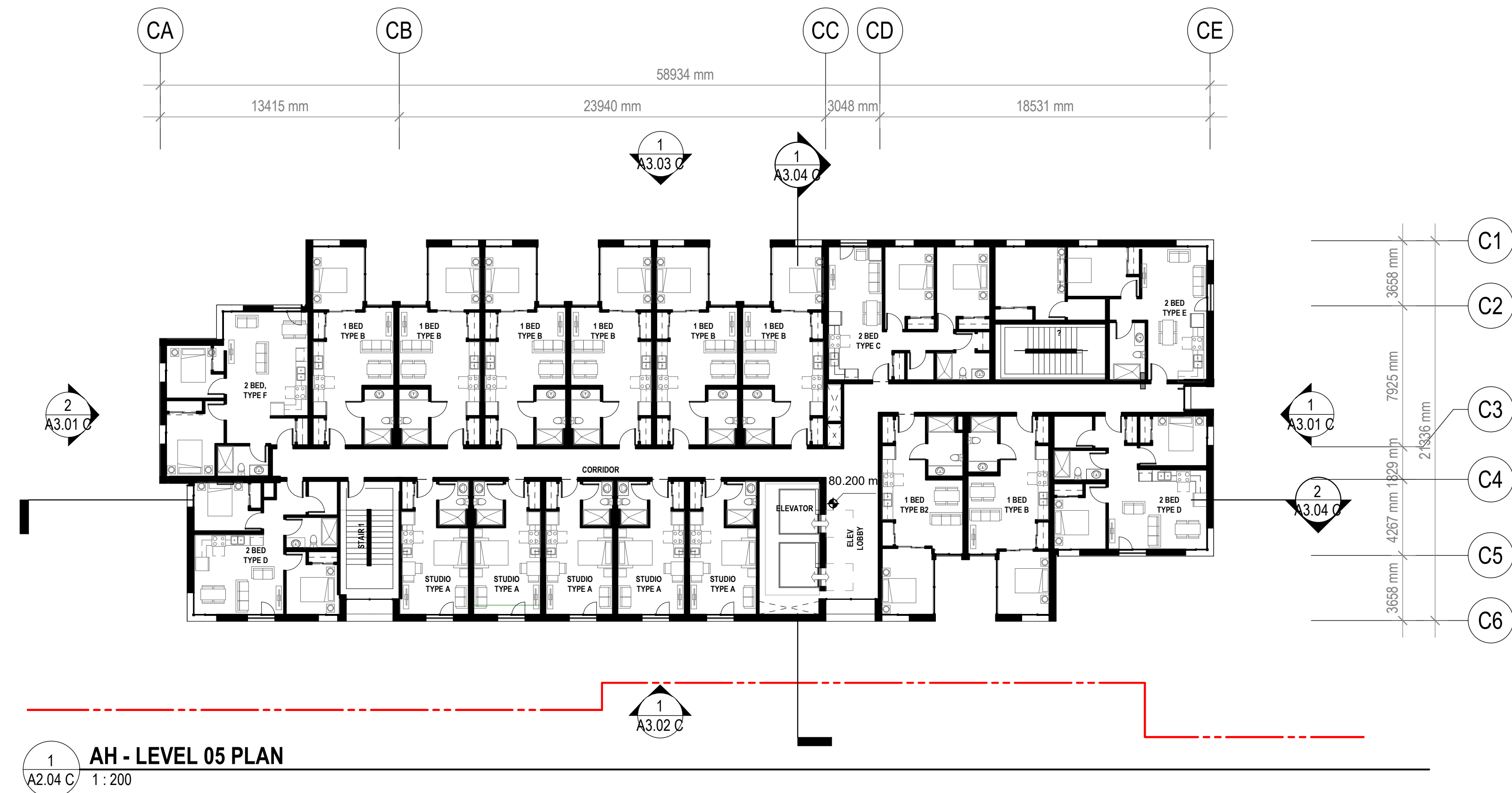
A BAPTIST HOUSING COMMUNITY

Date: 2021.09.23  
Job No: [V24689]  
Drawn By: AM  
Checked By: AT

Drawing No.

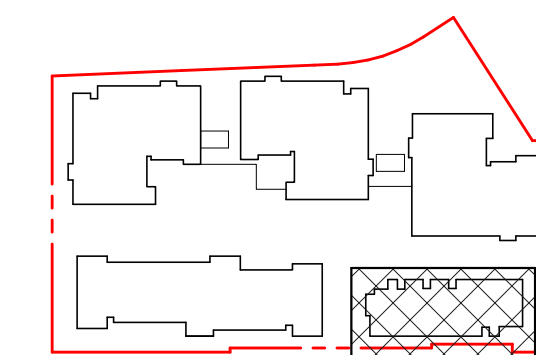
# A2.04 C

DoWV DP  
SUBMISSION

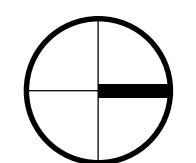


- OUTLINE OF FLOORPLATE ABOVE
- PHASE LINE
- PROPERTY LINE
- STRATA PARCEL LINE

**PLAN LEGEND**



**KEY PLAN**

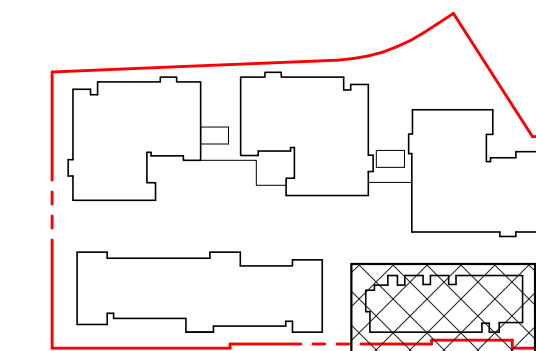


Revisions

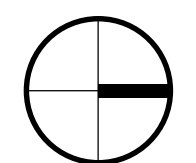


- OUTLINE OF FLOORPLATE ABOVE
- PHASE LINE
- PROPERTY LINE
- STRATA PARCEL LINE

**PLAN LEGEND**



**KEY PLAN**



## INGLEWOOD AFFORDABLE HOUSING (AH)

725 Inglewood Ave, West  
Vancouver

Drawing Title

AH - LEVEL 07 & 08  
PLAN



**INGLEWOOD CARE CENTRE**

A BAPTIST HOUSING COMMUNITY

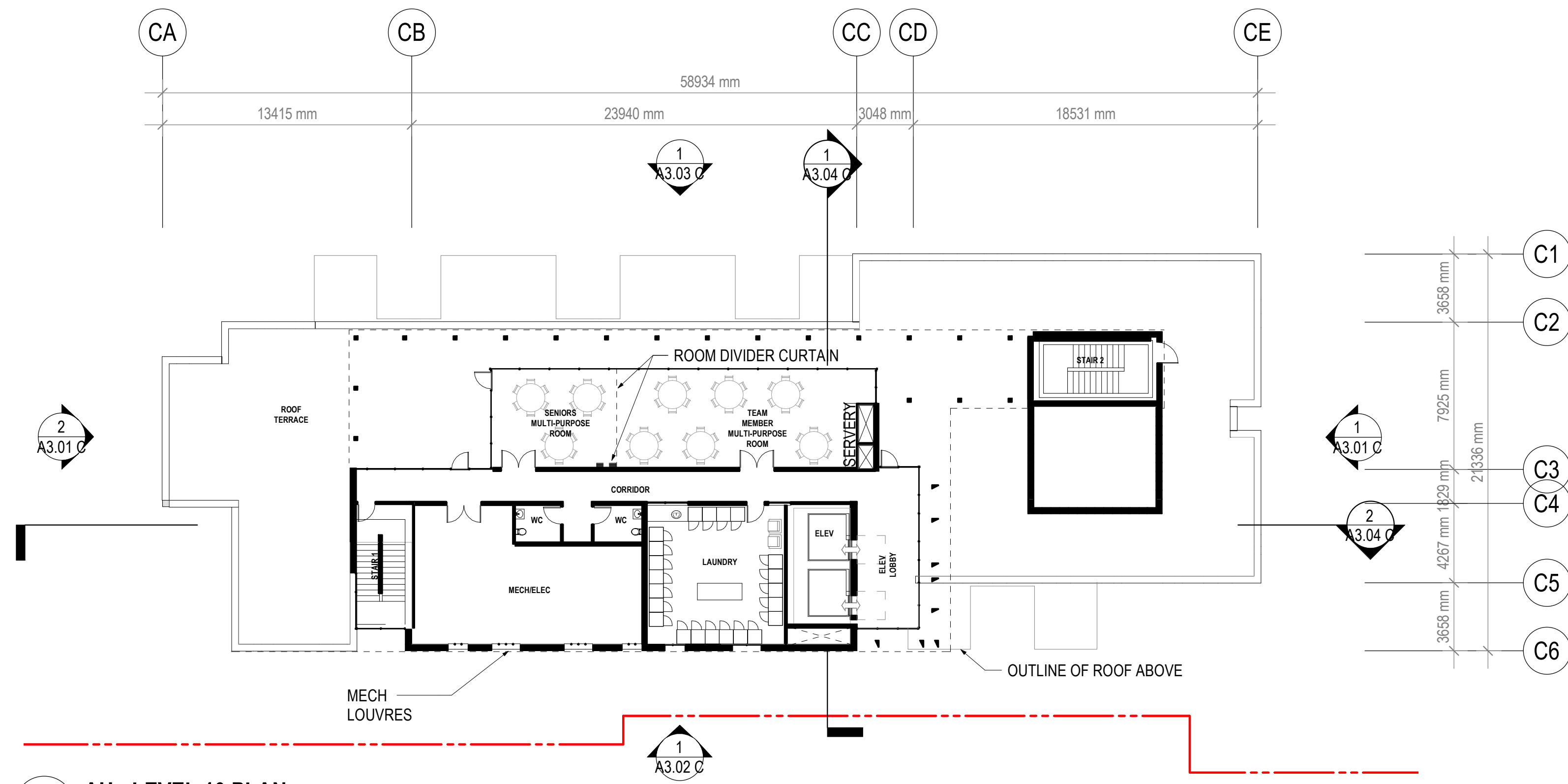
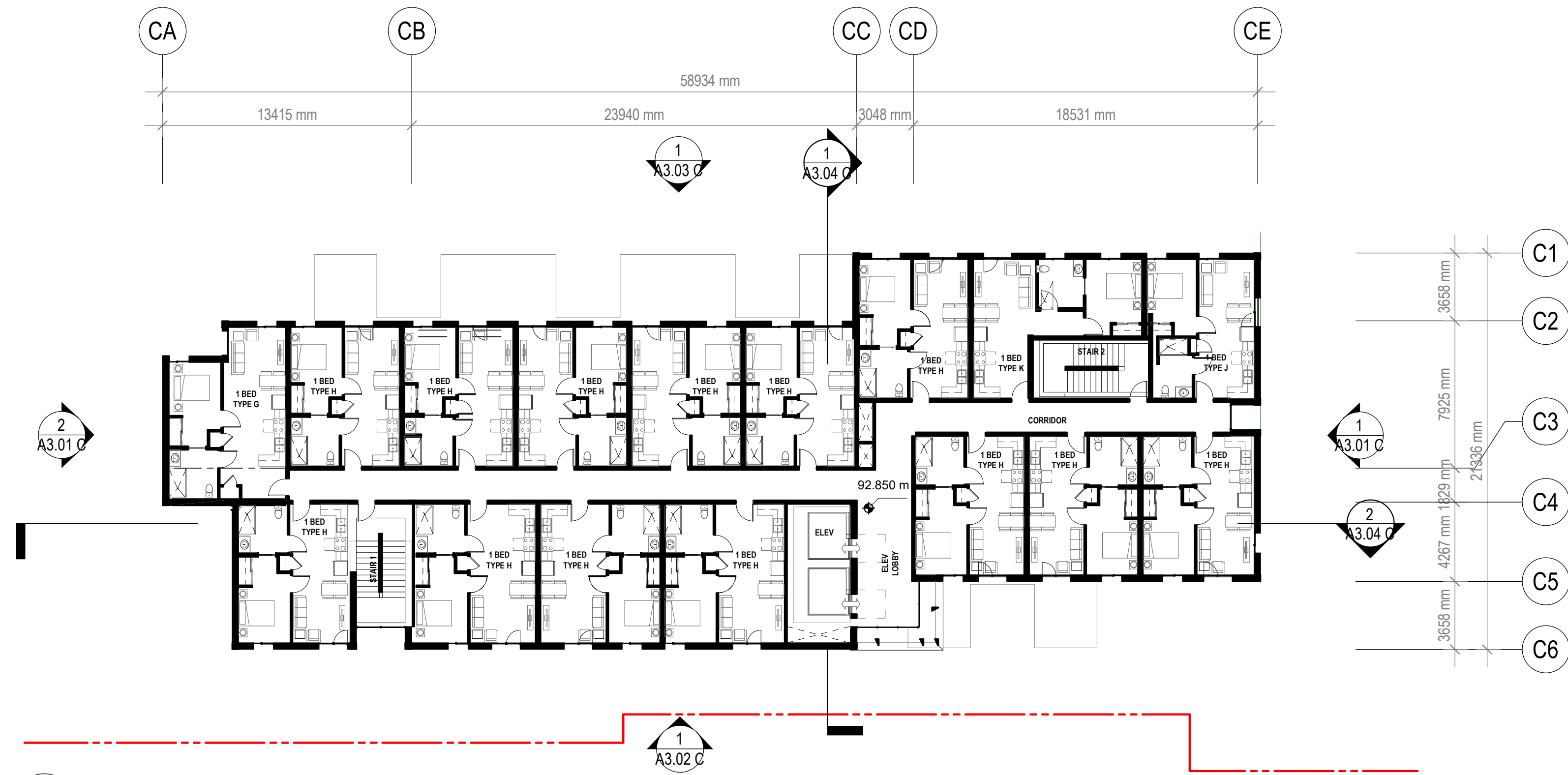
Date: 2021.09.23  
Job No: [V24689]  
Drawn By: AM  
Checked By: AT

Drawing No.

# A2.05 C

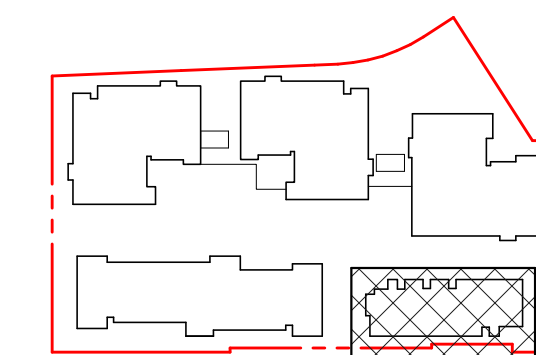
DoWV DP  
SUBMISSION

Revisions

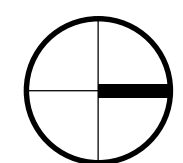


- OUTLINE OF FLOORPLATE ABOVE
- PHASE LINE
- PROPERTY LINE
- STRATA PARCEL LINE

PLAN LEGEND



KEY PLAN



## INGLEWOOD AFFORDABLE HOUSING (AH)

725 Inglewood Ave, West  
Vancouver

Drawing Title

### AH - LEVEL 09 & 10 PLAN



**INGLEWOOD CARE CENTRE**

A BAPTIST HOUSING COMMUNITY

Date: 2021.09.23  
Job No: [V24689]  
Drawn By: AM  
Checked By: AT

Drawing No.

# A2.06 C

DoWV DP  
SUBMISSION

## INGLEWOOD AFFORDABLE HOUSING (AH)

725 Inglewood Ave, West  
Vancouver

Drawing Title

### AH - UPPER ROOF PLAN



**INGLEWOOD CARE CENTRE**

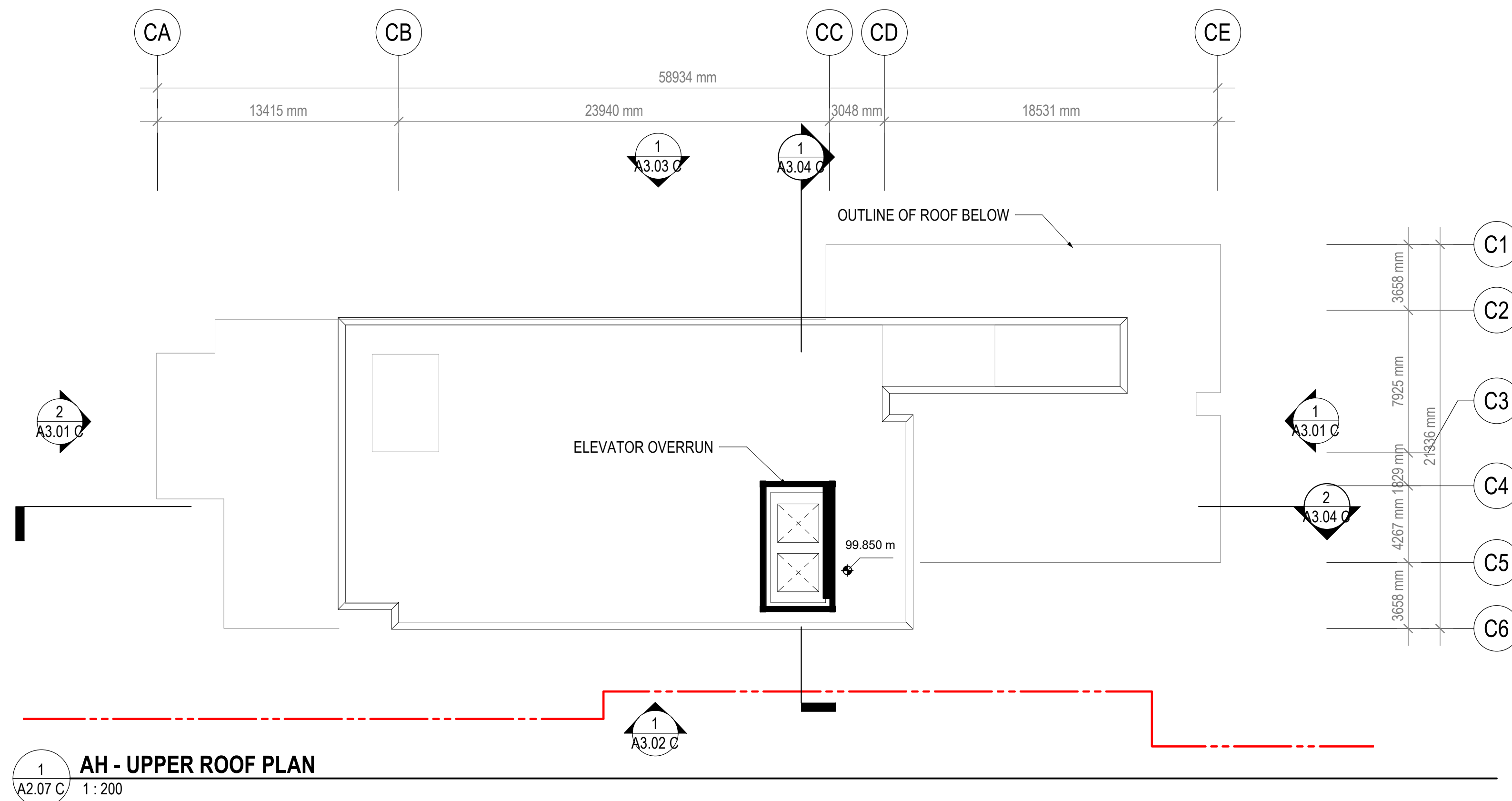
A BAPTIST HOUSING COMMUNITY

Date: 2021.09.23  
Job No: [V24689]  
Drawn By: AM  
Checked By: AT

Drawing No.

# A2.07 C

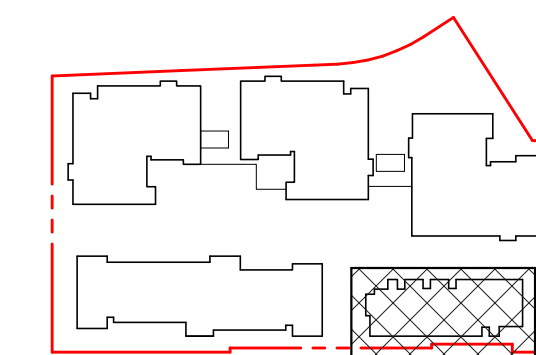
DoWV DP  
SUBMISSION



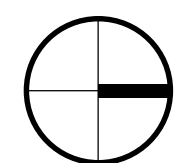
**AH - UPPER ROOF PLAN**  
1 : 200

- OUTLINE OF FLOORPLATE ABOVE
- PHASE LINE
- PROPERTY LINE
- STRATA PARCEL LINE

**PLAN LEGEND**



**KEY PLAN**



## INGLEWOOD AFFORDABLE HOUSING (AH)

725 Inglewood Ave, West Vancouver

Drawing Title

### AH - ENLARGED EAST LEVEL P1 PLAN



**INGLEWOOD CARE CENTRE**

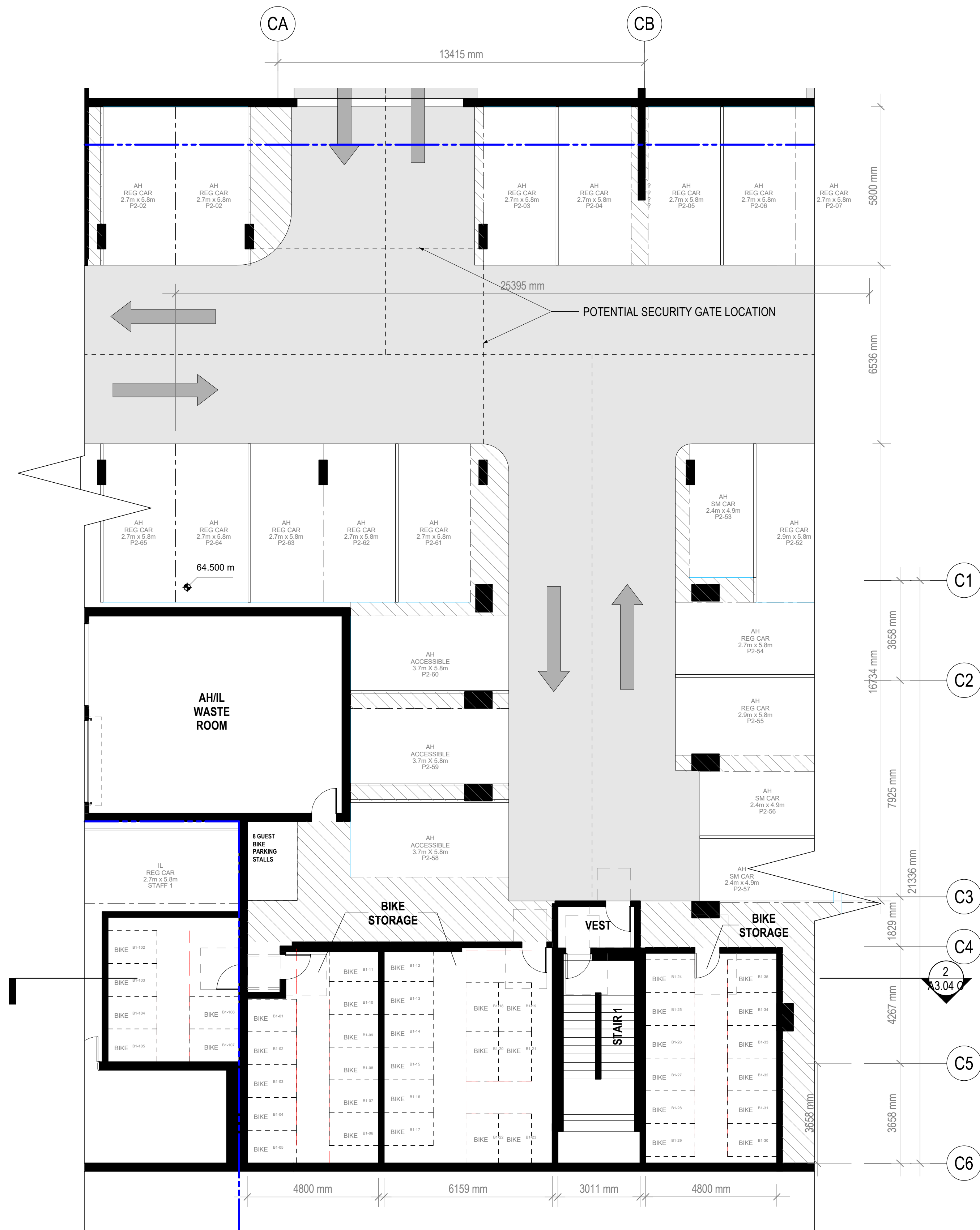
A BAPTIST HOUSING COMMUNITY

Date: 2021.09.23  
Job No: [V24689]  
Drawn By: AM  
Checked By: AT

Drawing No.

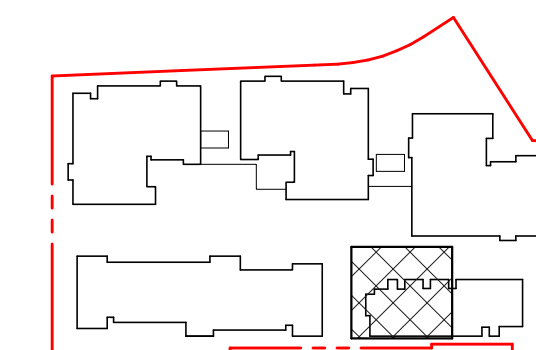
# A2.21 C

DoWV DP SUBMISSION

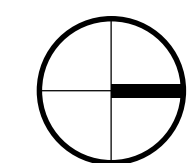


- OUTLINE OF FLOORPLATE ABOVE
- PHASE LINE
- PROPERTY LINE
- STRATA PARCEL LINE

**PLAN LEGEND**



**KEY PLAN**



1 AH - ENLARGED P1 PLAN, EAST  
A2.21 C 1:100

## INGLEWOOD AFFORDABLE HOUSING (AH)

725 Inglewood Ave, West Vancouver

Drawing Title

### AH - ENLARGED NORTHWEST LEVEL P1 PLAN



**INGLEWOOD CARE CENTRE**

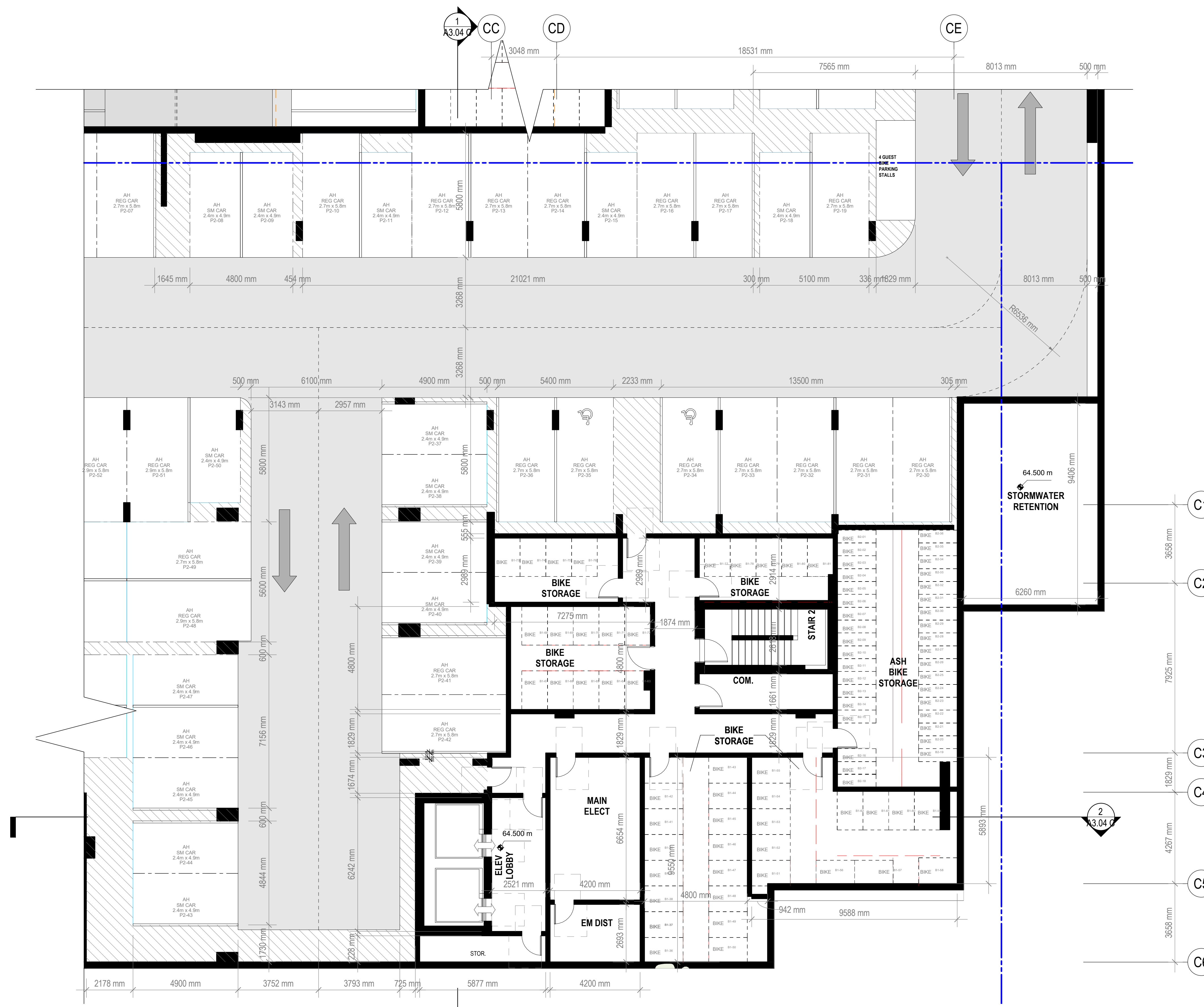
A BAPTIST HOUSING COMMUNITY

Date: 2021.09.23  
Job No: [V24689]  
Drawn By: AM  
Checked By: AT

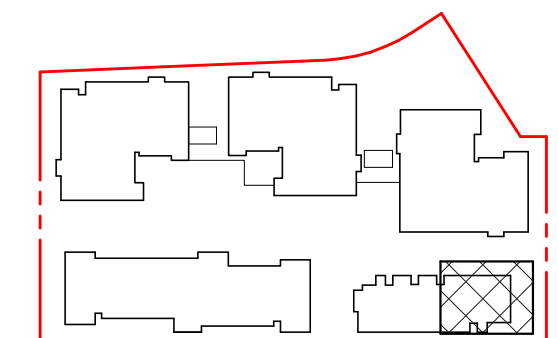
Drawing No.

# A2.22 C

DoWV DP SUBMISSION



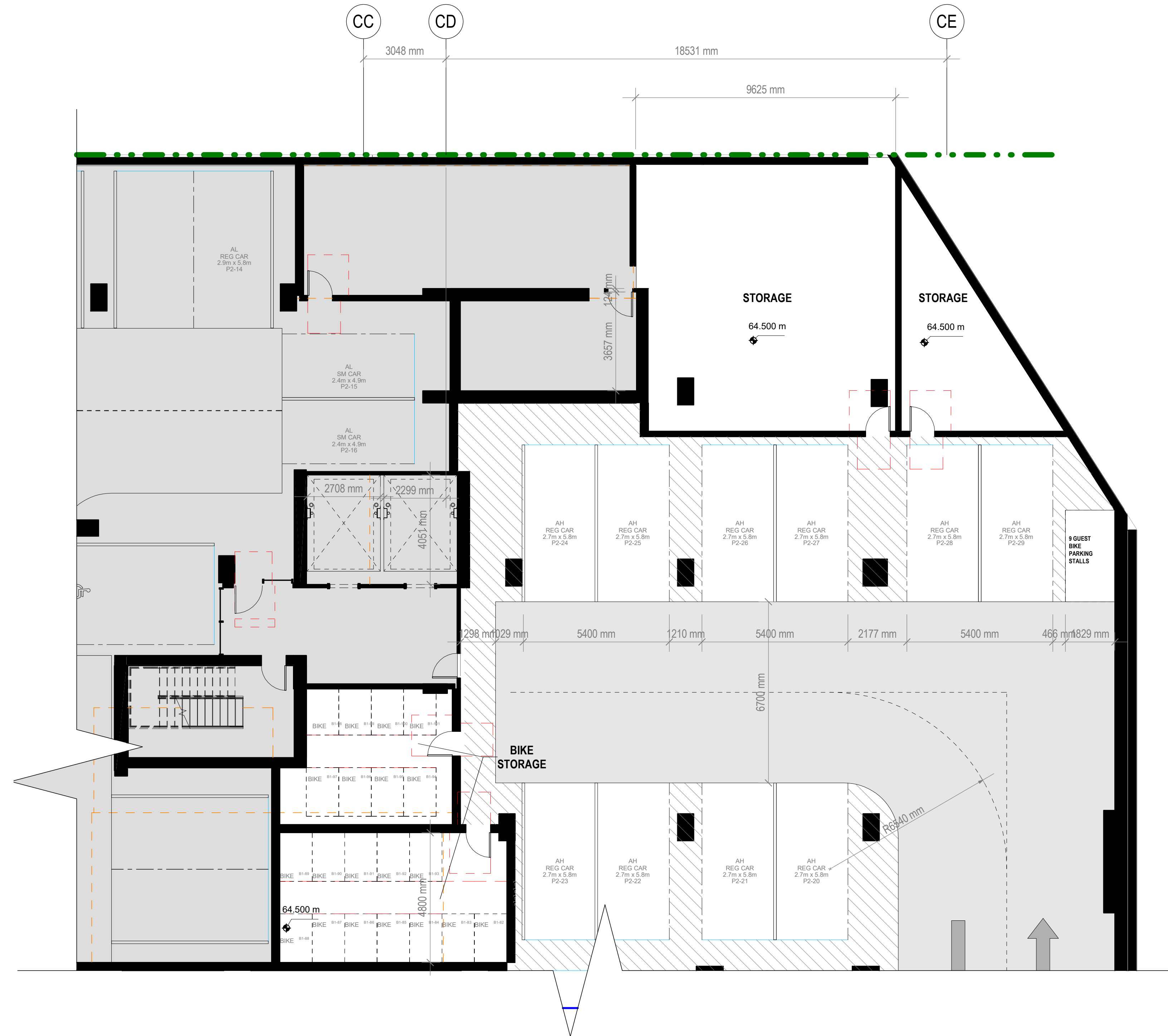
- PLAN LEGEND**
- OUTLINE OF FLOORPLATE ABOVE
  - PHASE LINE
  - PROPERTY LINE
  - STRATA PARCEL LINE



KEY PLAN

1 AH - ENLARGED P1 PLAN, NORTHEAST  
A2.22 C 1:100

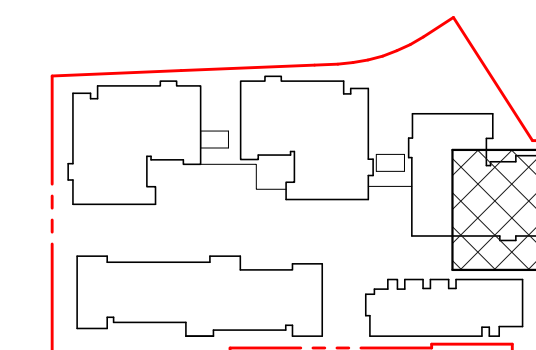
Revisions



1 AH - ENLARGED WEST P1 PLAN  
A2.23 C 1 : 100

- OUTLINE OF FLOORPLATE ABOVE
- PHASE LINE
- PROPERTY LINE
- STRATA PARCEL LINE

**PLAN LEGEND**



**KEY PLAN**

## INGLEWOOD AFFORDABLE HOUSING (AH)

725 Inglewood Ave, West Vancouver

Drawing Title

### AH - ENLARGED WEST LEVEL P1 PLAN



**INGLEWOOD CARE CENTRE**

A BAPTIST HOUSING COMMUNITY

Date: 2021.09.23  
Job No: [V24689]  
Drawn By: Author  
Checked By: Checker

Drawing No.

# A2.23 C

DoWV DP SUBMISSION

Revisions

## INGLEWOOD AFFORDABLE HOUSING (AH)

725 Inglewood Ave, West  
Vancouver

Drawing Title

### AH - ENLARGED LEVEL 1 PLAN



**INGLEWOOD CARE CENTRE**

A BAPTIST HOUSING COMMUNITY

Date: 2021.09.23  
Job No: [V24689]  
Drawn By: AM  
Checked By: AT

Drawing No.

# A2.24 C

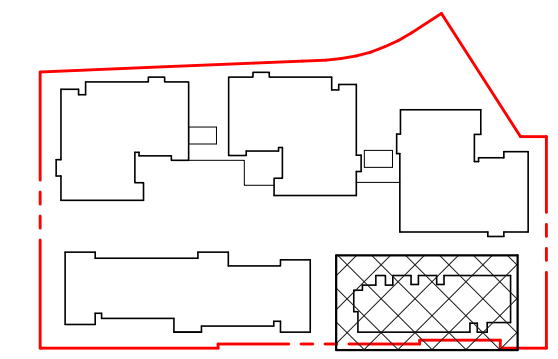
DoWV DP  
SUBMISSION



**AH - ENLARGED LEVEL 01 PLAN**  
1:100

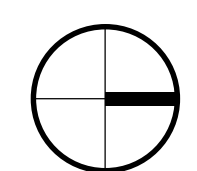
- OUTLINE OF FLOORPLATE ABOVE
- PHASE LINE
- PROPERTY LINE
- STRATA PARCEL LINE

**PLAN LEGEND**



**KEY PLAN**

SEE A6.01 FOR DIMENSIONED UNIT PLANS





Revisions

## INGLEWOOD AFFORDABLE HOUSING (AH)

725 Inglewood Ave, West Vancouver

Drawing Title

AH - ENLARGED LEVEL 02-06 PLAN



**INGLEWOOD CARE CENTRE**

A BAPTIST HOUSING COMMUNITY

Date: 2021.09.23  
Job No: [V24689]  
Drawn By: AM  
Checked By: AT

Drawing No.

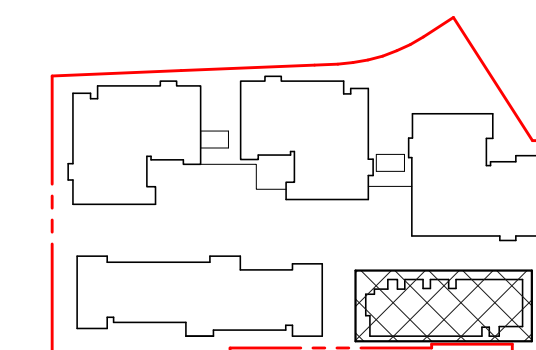
**A2.25 C**  
DoWV DP  
SUBMISSION



1  
A2.25 C  
**AH - ENLARGED LEVELS 02-06 PLAN**  
1:100

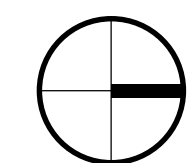
- OUTLINE OF FLOORPLATE ABOVE
- PHASE LINE
- PROPERTY LINE
- STRATA PARCEL LINE

PLAN LEGEND



KEY PLAN

SEE A6.01 FOR DIMENSIONED UNIT PLANS



## INGLEWOOD AFFORDABLE HOUSING (AH)

725 Inglewood Ave, West Vancouver

Drawing Title

**AH - ENLARGED LEVEL 07-09 PLAN**



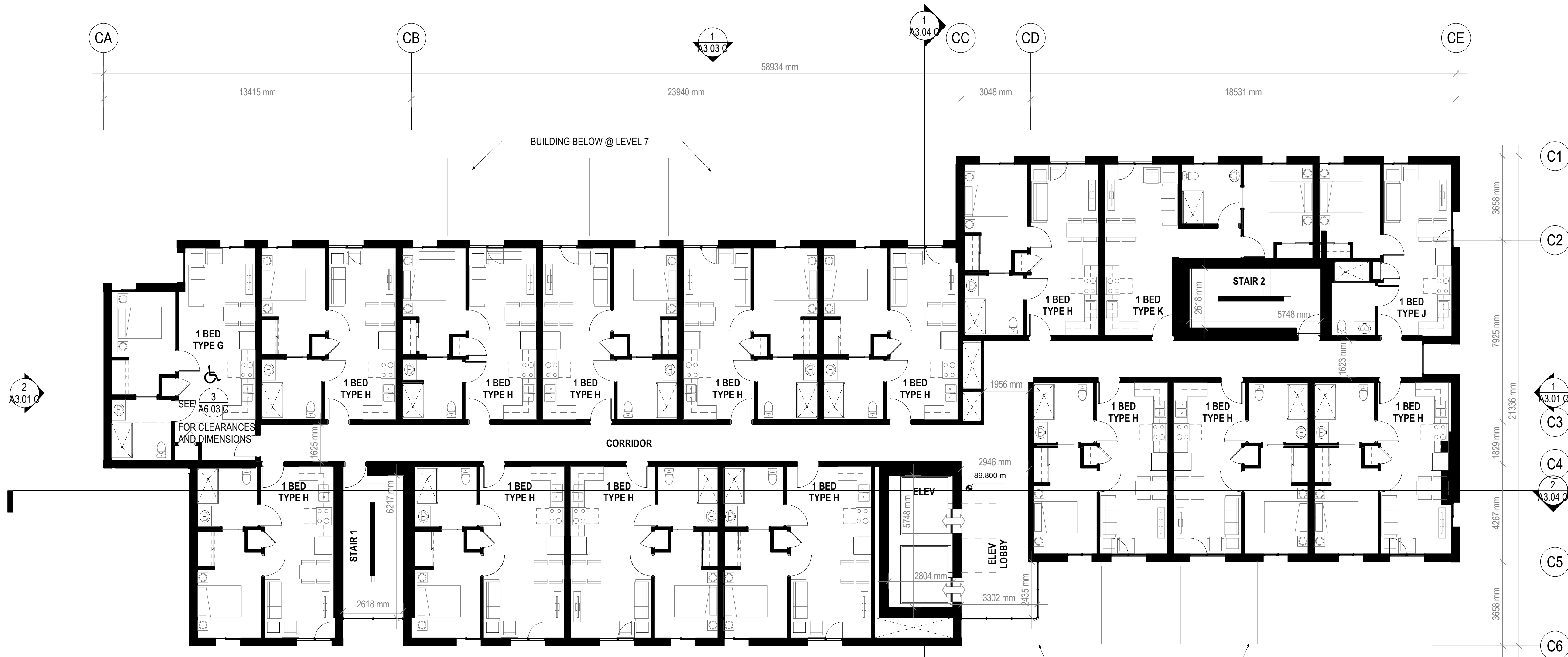
**INGLEWOOD CARE CENTRE**

A BAPTIST HOUSING COMMUNITY

Date: 2021.09.23  
Job No: [V24689]  
Drawn By: AM  
Checked By: AT

Drawing No.

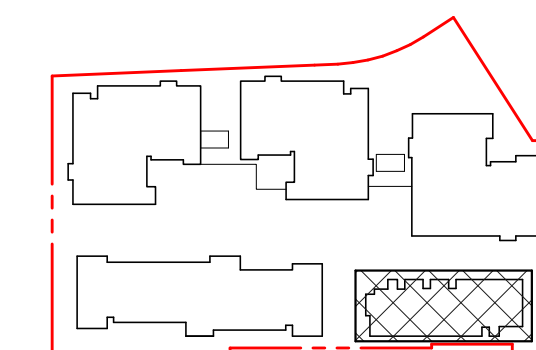
**A2.26 C**  
**DoWV DP SUBMISSION**



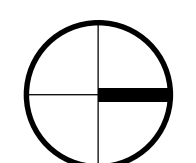
**AH - ENLARGED LEVELS 07-09 PLAN**  
1:100

- OUTLINE OF FLOORPLATE ABOVE
- PHASE LINE
- PROPERTY LINE
- STRATA PARCEL LINE

**PLAN LEGEND**



**KEY PLAN**



Revisions

## INGLEWOOD AFFORDABLE HOUSING (AH)

725 Inglewood Ave, West Vancouver

Drawing Title

### AH - ENLARGED LEVEL 10 PLAN



**INGLEWOOD CARE CENTRE**

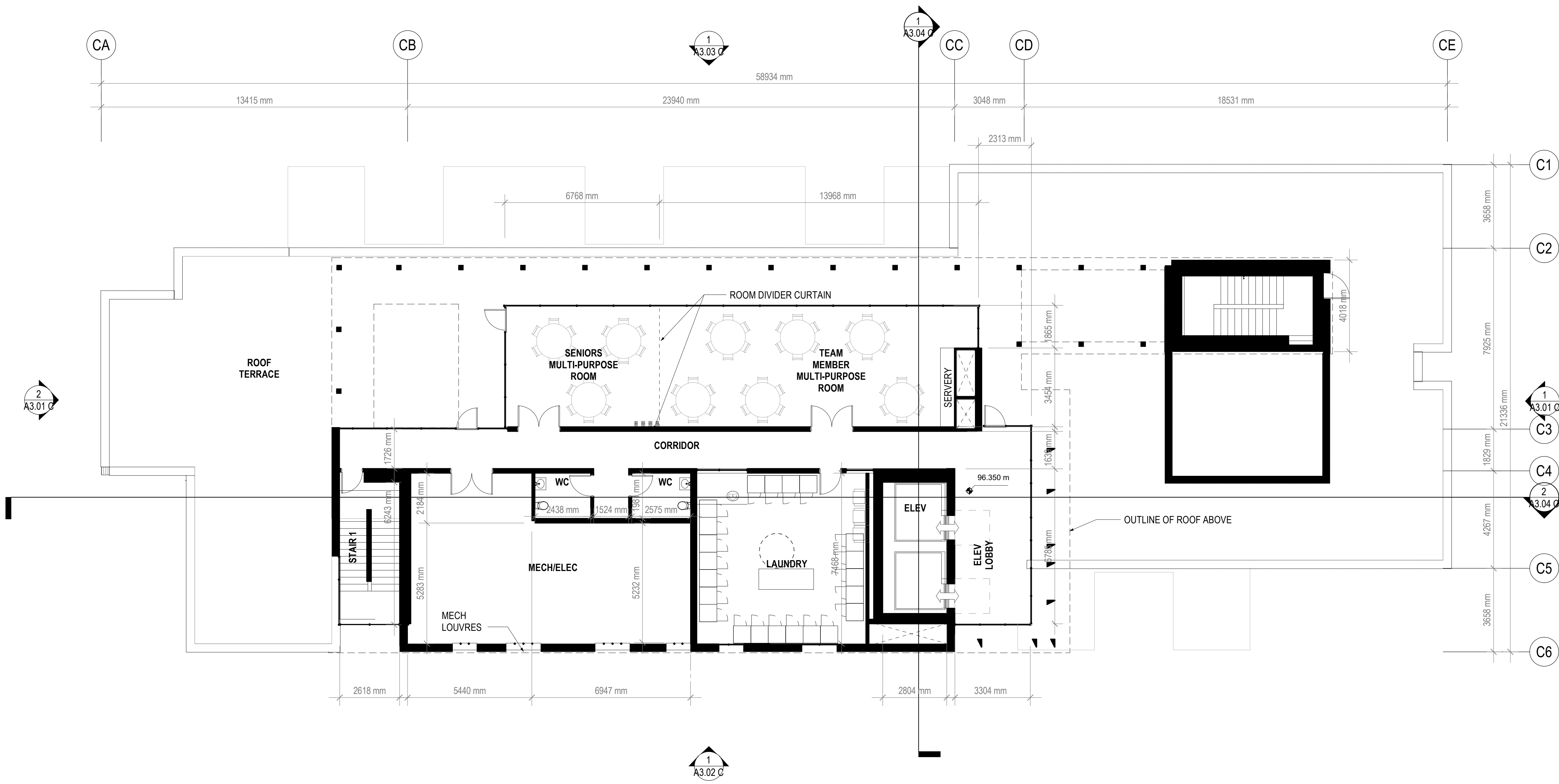
A BAPTIST HOUSING COMMUNITY

Date: 2021.09.23  
Job No: [V24689]  
Drawn By: AM  
Checked By: AT

Drawing No.

# A2.27 C

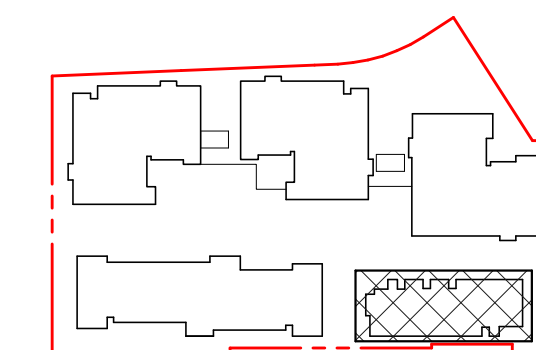
DoWV DP SUBMISSION



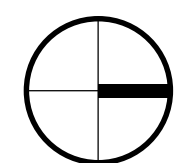
1 AH - ENLARGED LEVEL 10 PLAN  
A2.27 C 1: 100

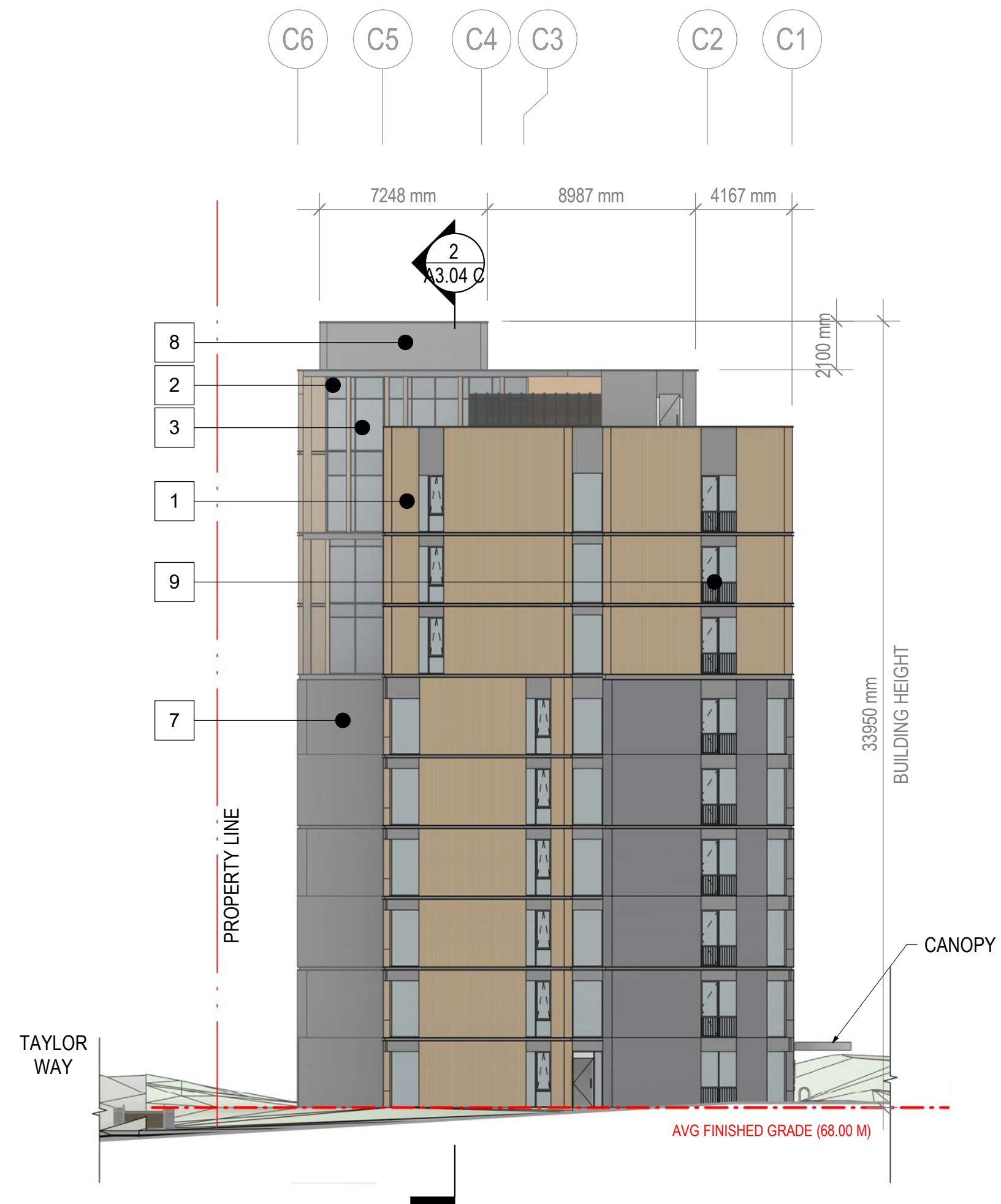
- OUTLINE OF FLOORPLATE ABOVE
- PHASE LINE
- PROPERTY LINE
- STRATA PARCEL LINE

**PLAN LEGEND**

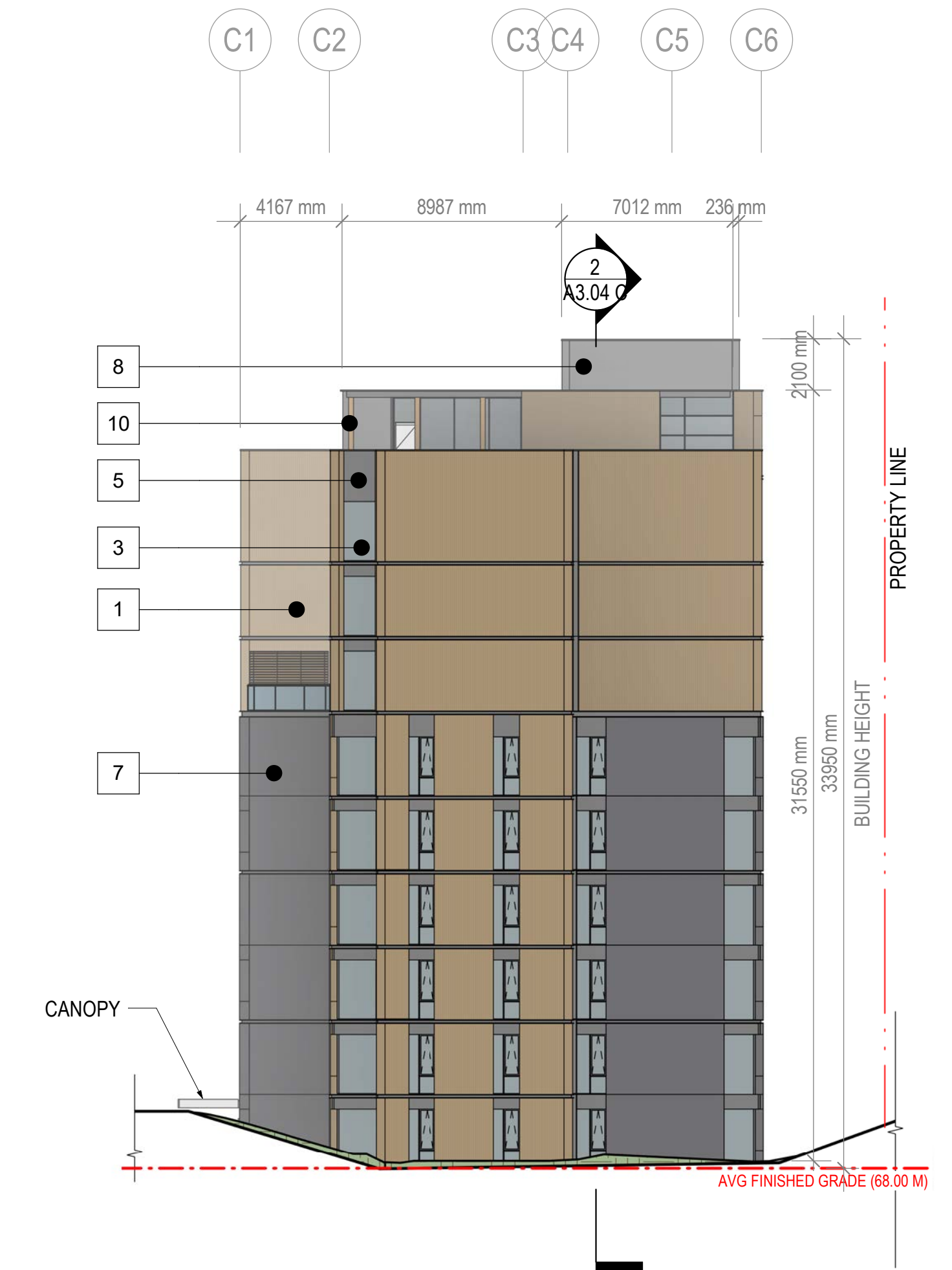


**KEY PLAN**





1 NORTH ELEVATION  
A3.01 C 1:200



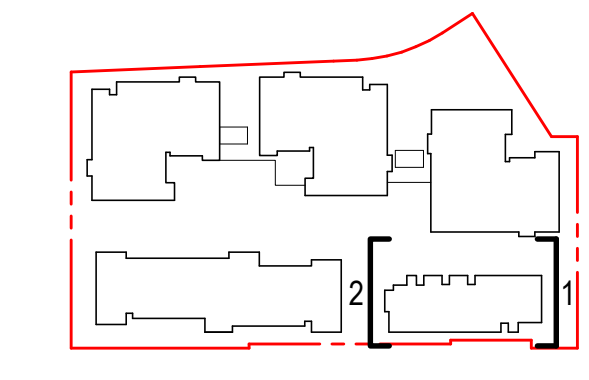
2 SOUTH ELEVATION  
A3.01 C 1:200

**MATERIALS**

- |   |  |
|---|--|
| 1 MICRO-CORRUGATED FOLDED METAL PANEL - TEXTURED FINISH | 6 METAL CHANNEL - CHARCOAL                       |
| 2 COMPOSITE ALUMINUM PANEL                              | 7 HORIZONTAL BRICK - DARK IRONSPOT SMOOTH NORMAN |
| 3 VISION GLASS  | 8 METAL PANEL STANDING SEAM - CHARCOAL           |
| 4 LOW IRON VISION GLASS                                 | 9 PAINTED GUARDRAILS - CHARCOAL                  |
| 5 METAL PANEL - CHARCOAL                                | 10 GLULAM WOOD                                   |

- OUTLINE OF FLOORPLATE ABOVE
- PHASE LINE
- PROPERTY LINE
- STRATA PARCEL LINE

**PLAN LEGEND**



**KEY PLAN**

**INGLEWOOD AFFORDABLE HOUSING (AH)**

725 Inglewood Ave, West Vancouver

**AH - ELEVATIONS**



**INGLEWOOD CARE CENTRE**

A BAPTIST HOUSING COMMUNITY

Date: 2021.09.23  
Job No: [V24689]  
Drawn By: NM,AM,WW  
Checked By: AT

Drawing No.

**A3.01 C**

**DoWV DP SUBMISSION**

## INGLEWOOD AFFORDABLE HOUSING (AH)

725 Inglewood Ave, West Vancouver

Drawing Title  
**AH - ELEVATIONS**



**INGLEWOOD CARE CENTRE**

A BAPTIST HOUSING COMMUNITY

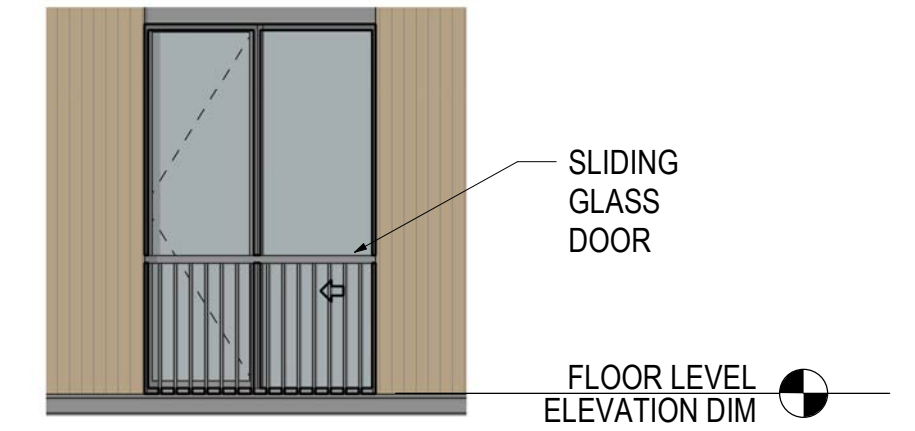
Date: 2021.09.23  
Job No: [V24689]  
Drawn By: NM,AM,WW  
Checked By: AT

Drawing No.

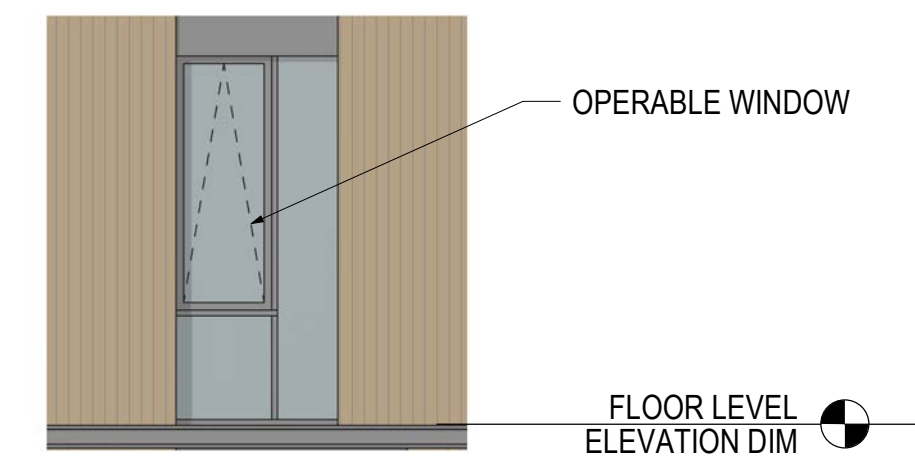
**A3.02 C**  
DoWV DP  
SUBMISSION



**1 EAST ELEVATION**  
A3.02 C 1:200



**2 SLIDING DOOR ELEV WITH JULIET BALCONY**  
A3.02 C 1:50



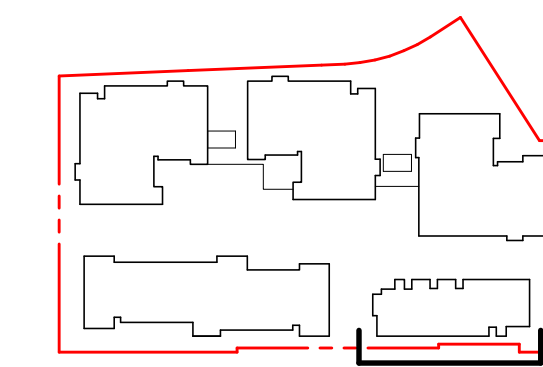
**3 WINDOW ELEV WITHOUT JULIET BALCONY**  
A3.02 C 1:50

**MATERIALS**

- |   |  |
|---|--|
| 1 MICRO-CORRUGATED FOLDED METAL PANEL - TEXTURED FINISH | 6 METAL CHANNEL - CHARCOAL                       |
| 2 COMPOSITE ALUMINUM PANEL                              | 7 HORIZONTAL BRICK - DARK IRONSPOT SMOOTH NORMAN |
| 3 VISION GLASS  | 8 METAL PANEL STANDING SEAM - CHARCOAL           |
| 4 LOW IRON VISION GLASS                                 | 9 PAINTED GUARDRAILS - CHARCOAL                  |
| 5 METAL PANEL - CHARCOAL                                | 10 GLULAM WOOD                                   |

- OUTLINE OF FLOORPLATE ABOVE
- PHASE LINE
- PROPERTY LINE
- STRATA PARCEL LINE

**PLAN LEGEND**



**KEY PLAN**



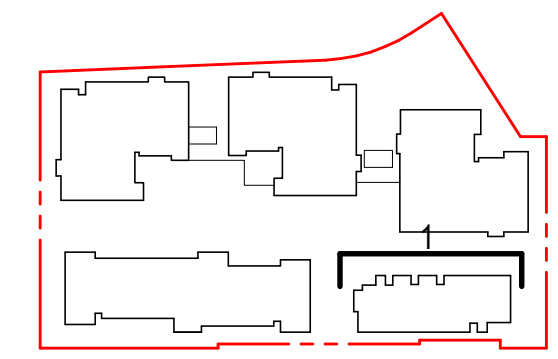
**1 WEST ELEVATION**  
A3.03 C 1 : 200

**MATERIALS**

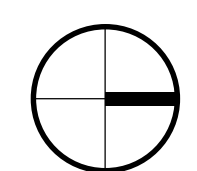
- |   |  |
|---|--|
| 1 MICRO-CORRUGATED FOLDED METAL PANEL - TEXTURED FINISH | 6 METAL CHANNEL - CHARCOAL                       |
| 2 COMPOSITE ALUMINUM PANEL                              | 7 HORIZONTAL BRICK - DARK IRONSPOT SMOOTH NORMAN |
| 3 VISION GLASS  | 8 METAL PANEL STANDING SEAM - CHARCOAL           |
| 4 LOW IRON VISION GLASS                                 | 9 PAINTED GUARDRAILS - CHARCOAL                  |
| 5 METAL PANEL - CHARCOAL                                | 10 GLULAM WOOD                                   |

- OUTLINE OF FLOORPLATE ABOVE
- PHASE LINE
- PROPERTY LINE
- STRATA PARCEL LINE

**PLAN LEGEND**



**KEY PLAN**



**INGLEWOOD AFFORDABLE HOUSING (AH)**

725 Inglewood Ave, West Vancouver

Drawing Title  
**AH - ELEVATIONS**



**INGLEWOOD CARE CENTRE**

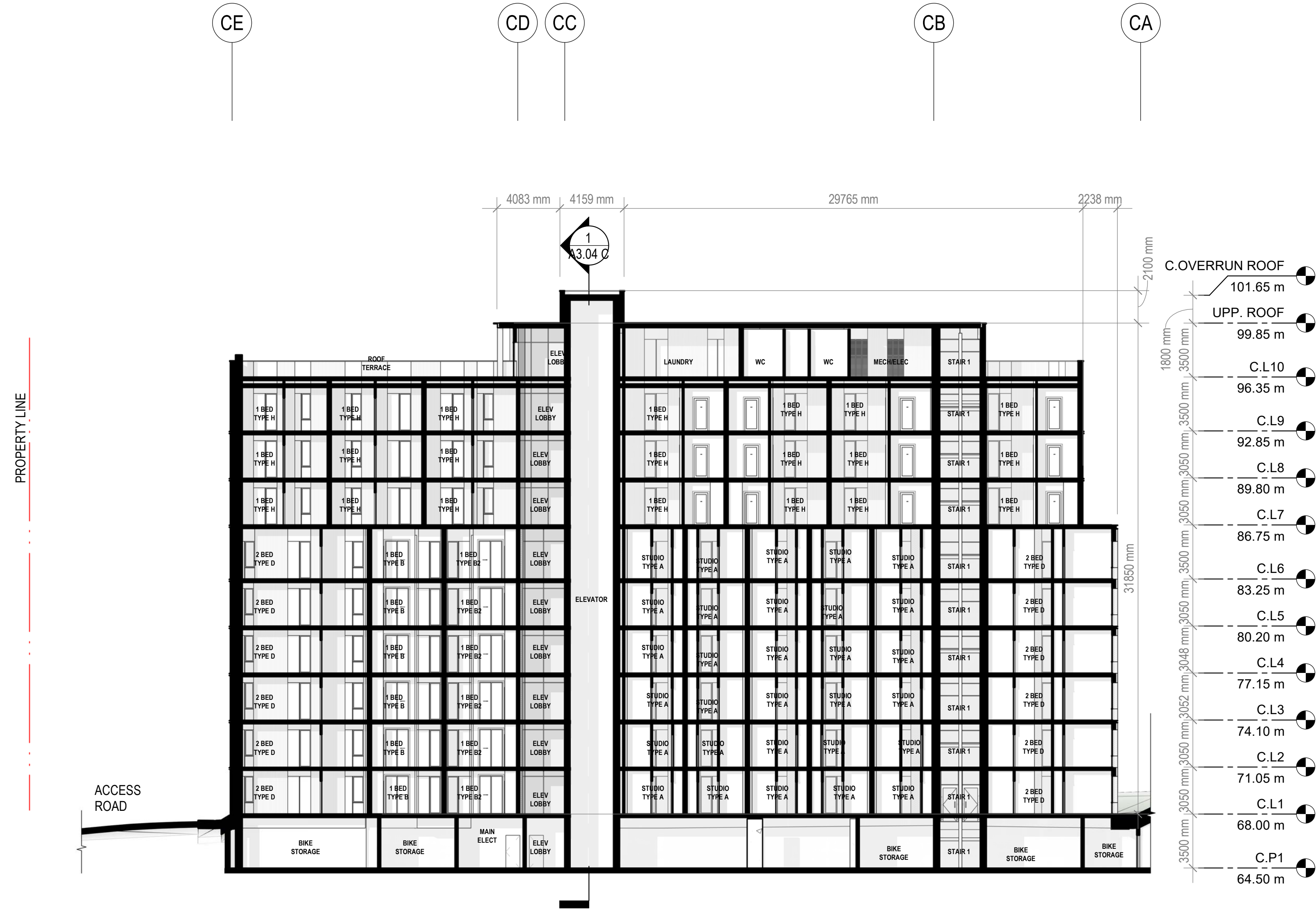
A BAPTIST HOUSING COMMUNITY

Date: 2021.09.23  
Job No: [V24689]  
Drawn By: Author  
Checked By: Checker

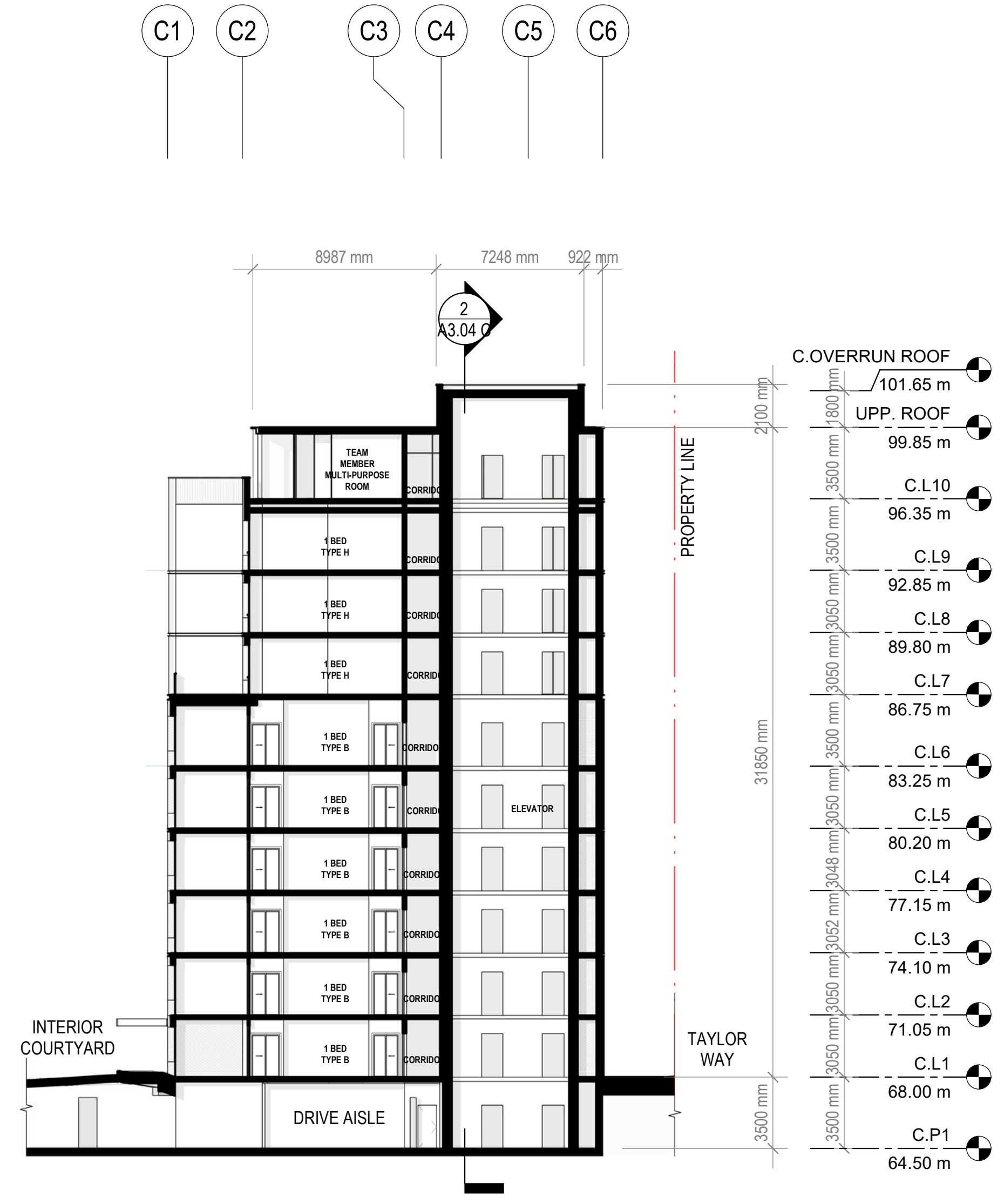
Drawing No.

**A3.03 C**

**DoWV DP SUBMISSION**



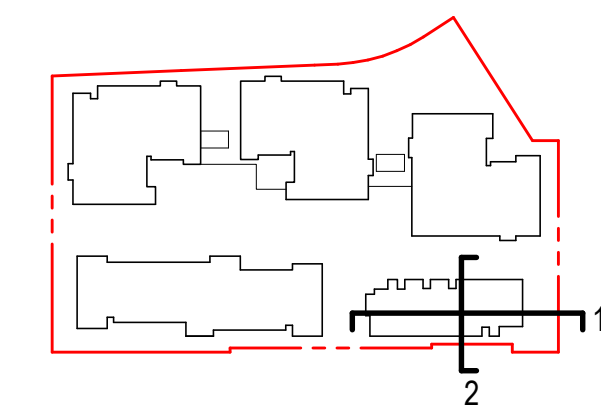
2 AH - NORTH/SOUTH BUILDING SECTION  
A3.04 C 1:200



1 AH - EAST/WEST BUILDING SECTION  
A3.04 C 1:200

- OUTLINE OF FLOORPLATE ABOVE
- PHASE LINE
- PROPERTY LINE
- STRATA PARCEL LINE

PLAN LEGEND



KEY PLAN

## INGLEWOOD AFFORDABLE HOUSING (AH)

725 Inglewood Ave, West Vancouver

Drawing Title  
AH - SECTIONS



INGLEWOOD CARE CENTRE

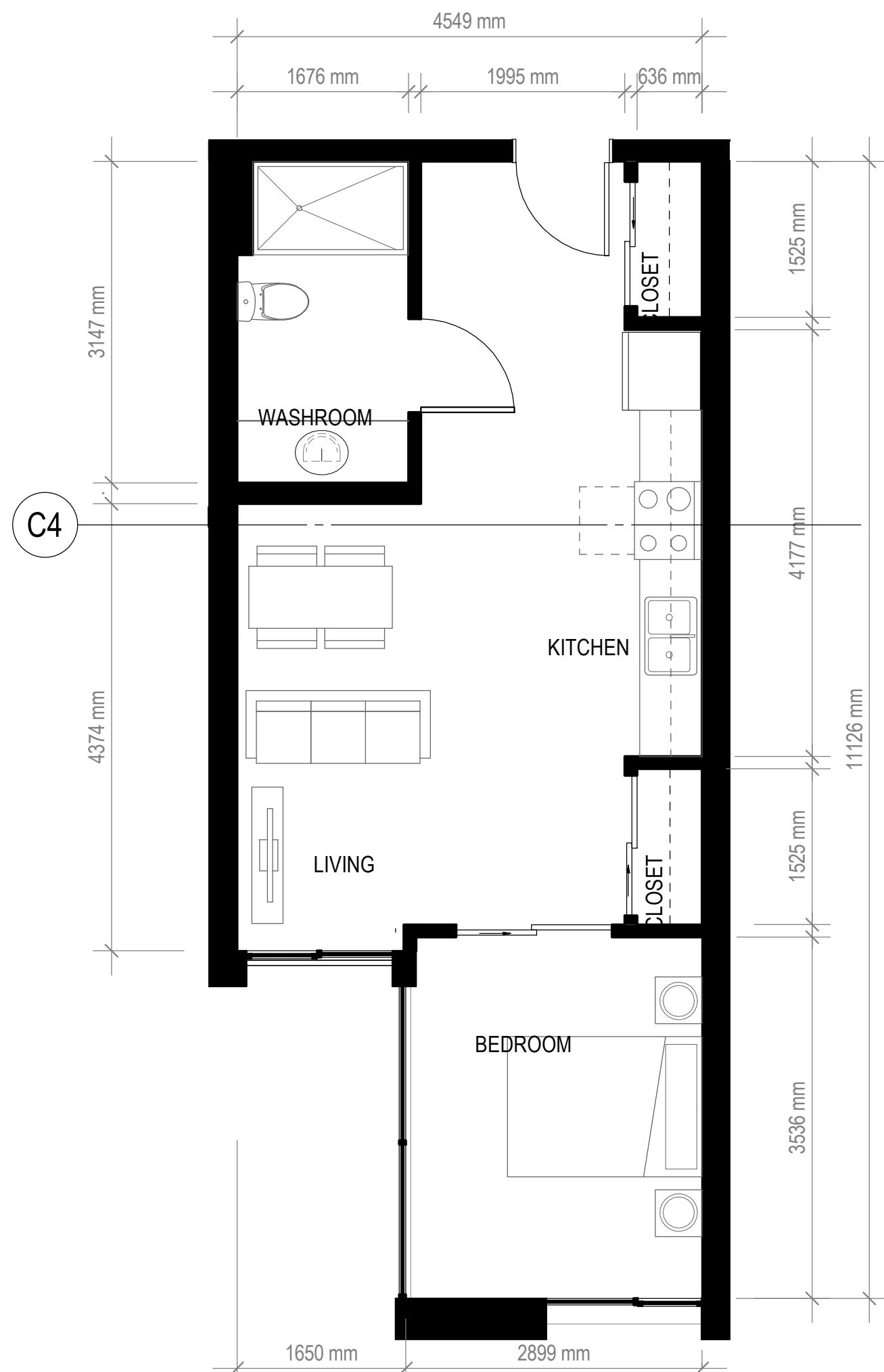
A BAPTIST HOUSING COMMUNITY

Date: 2021.09.23  
Job No: [V24689]  
Drawn By: AM  
Checked By: AT

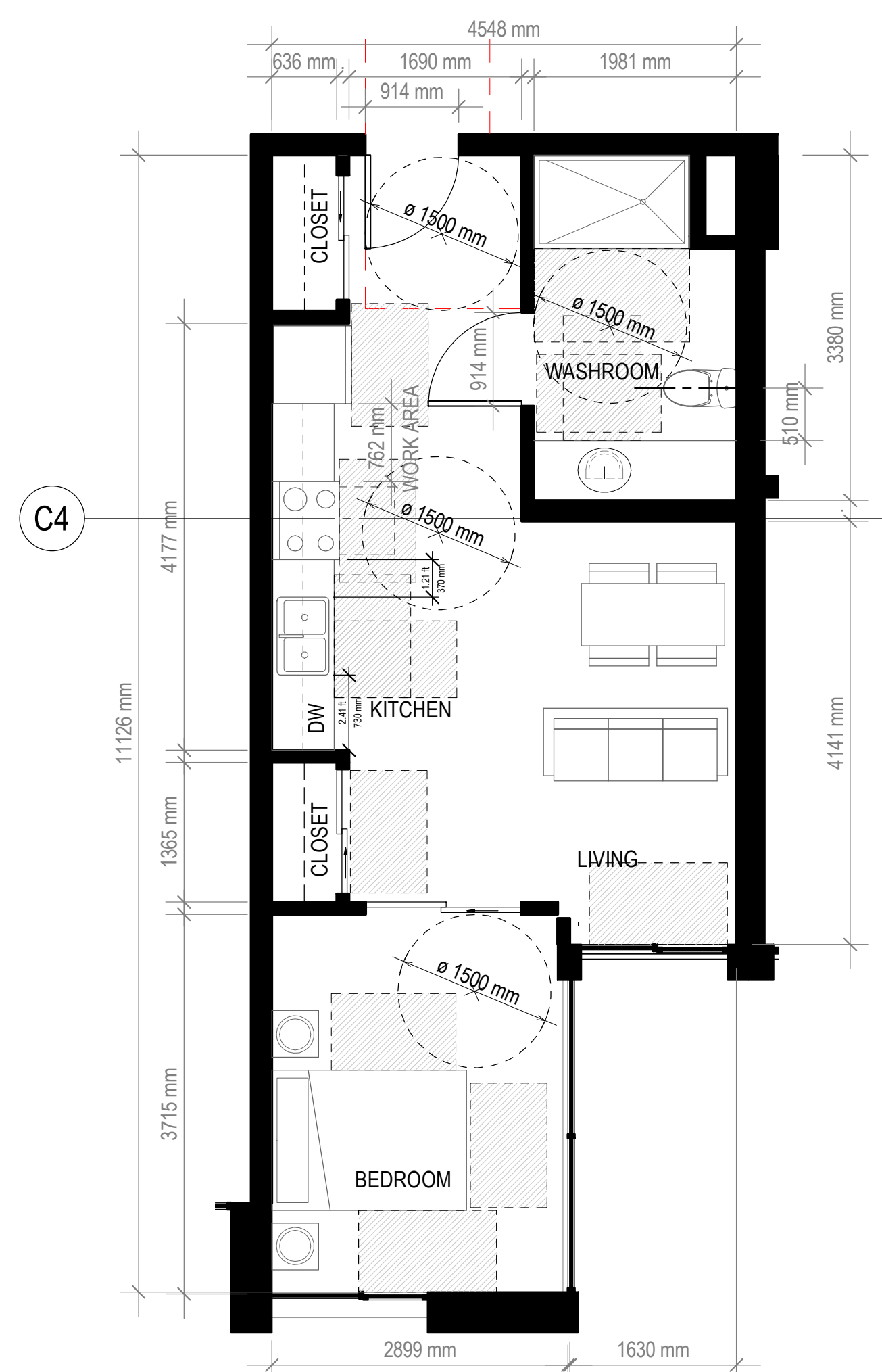
Drawing No.

# A3.04 C

DoWV DP SUBMISSION

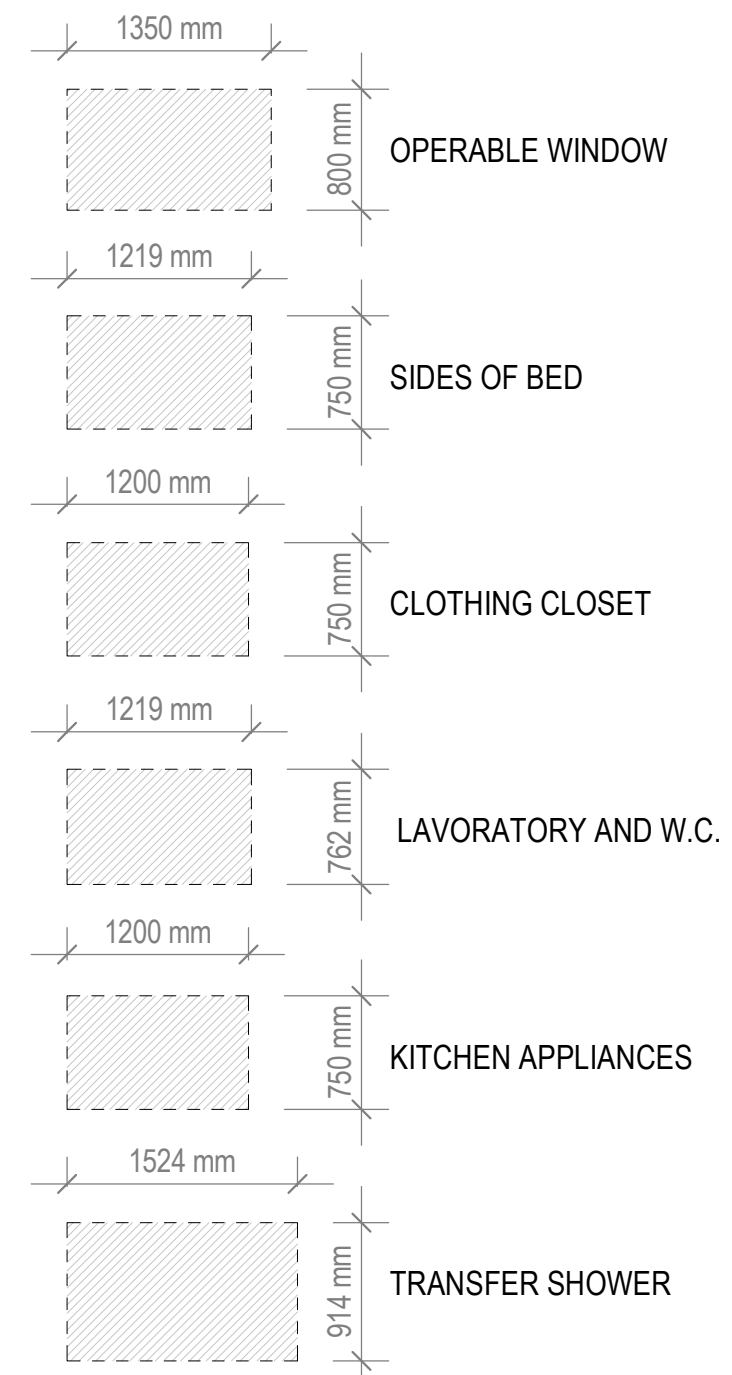


1 UNIT PLAN - TYPE B, 1 BEDROOM, 49 SM  
A6.01 C 1:50

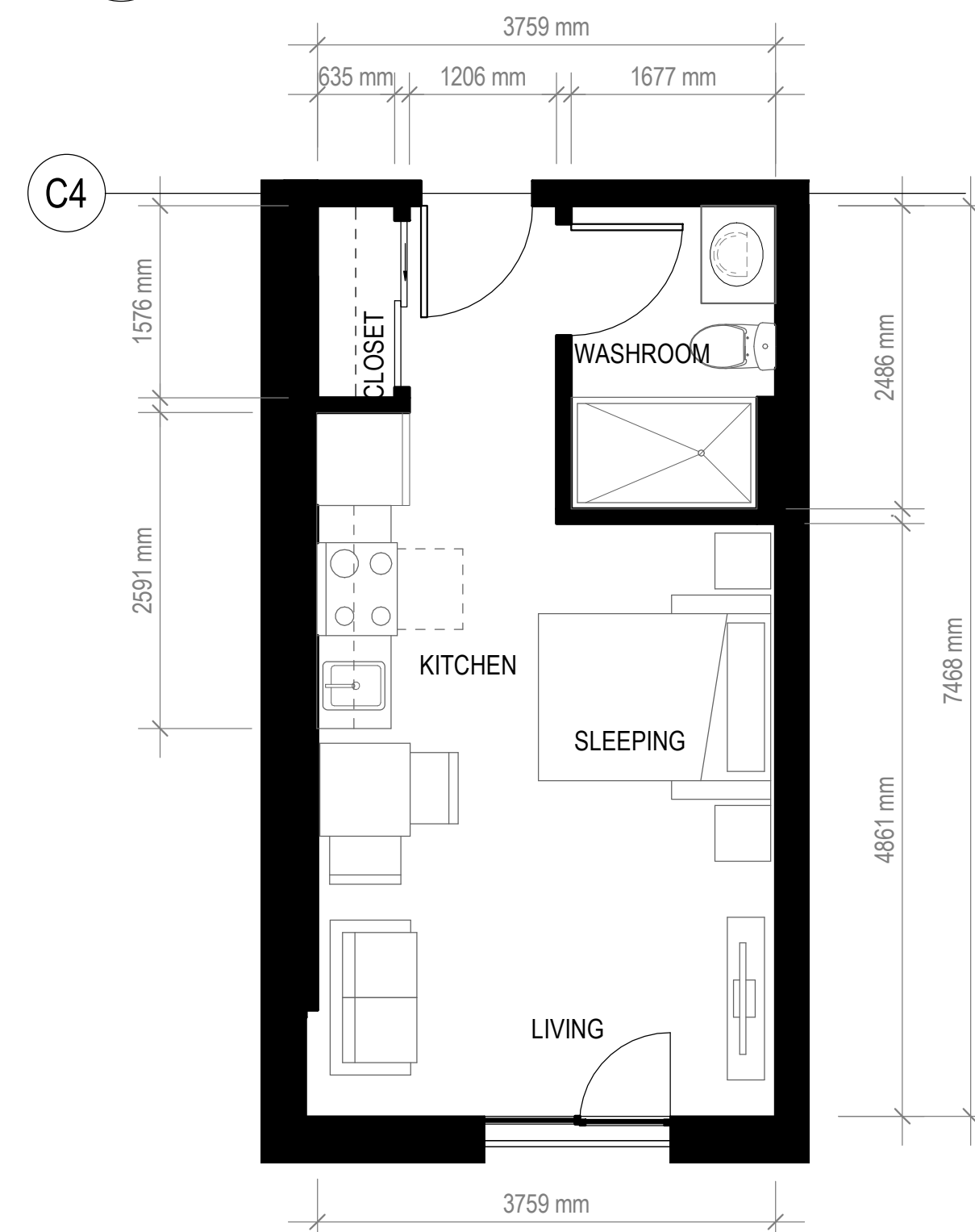


2 ACCESSIBLE UNIT PLAN - TYPE B2, 1 BEDROOM, 49 SM  
A6.01 C 1:50

ACCESSIBLE UNITS



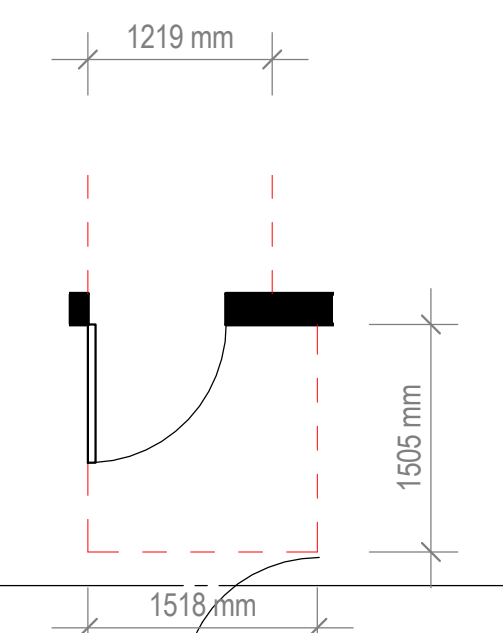
LEGEND - CLEAR FLOOR AREA REQUIREMENTS.



3 UNIT PLAN - TYPE A, STUDIO, 32 SM  
A6.01 C 1:50



4 UNIT PLAN - TYPE C, 2 BEDROOM, 74 SM  
A6.01 C 1:50



DOOR CLEAR FLOOR AREA - TYPICAL

## INGLEWOOD AFFORDABLE HOUSING (AH)

725 Inglewood Ave, West Vancouver

Drawing Title

AH - ENLARGED TEAM MEMBER UNIT PLANS - TYPICAL



INGLEWOOD CARE CENTRE

A BAPTIST HOUSING COMMUNITY

Date: 2021.09.23  
Job No: [V24689]  
Drawn By: Author  
Checked By: Checker

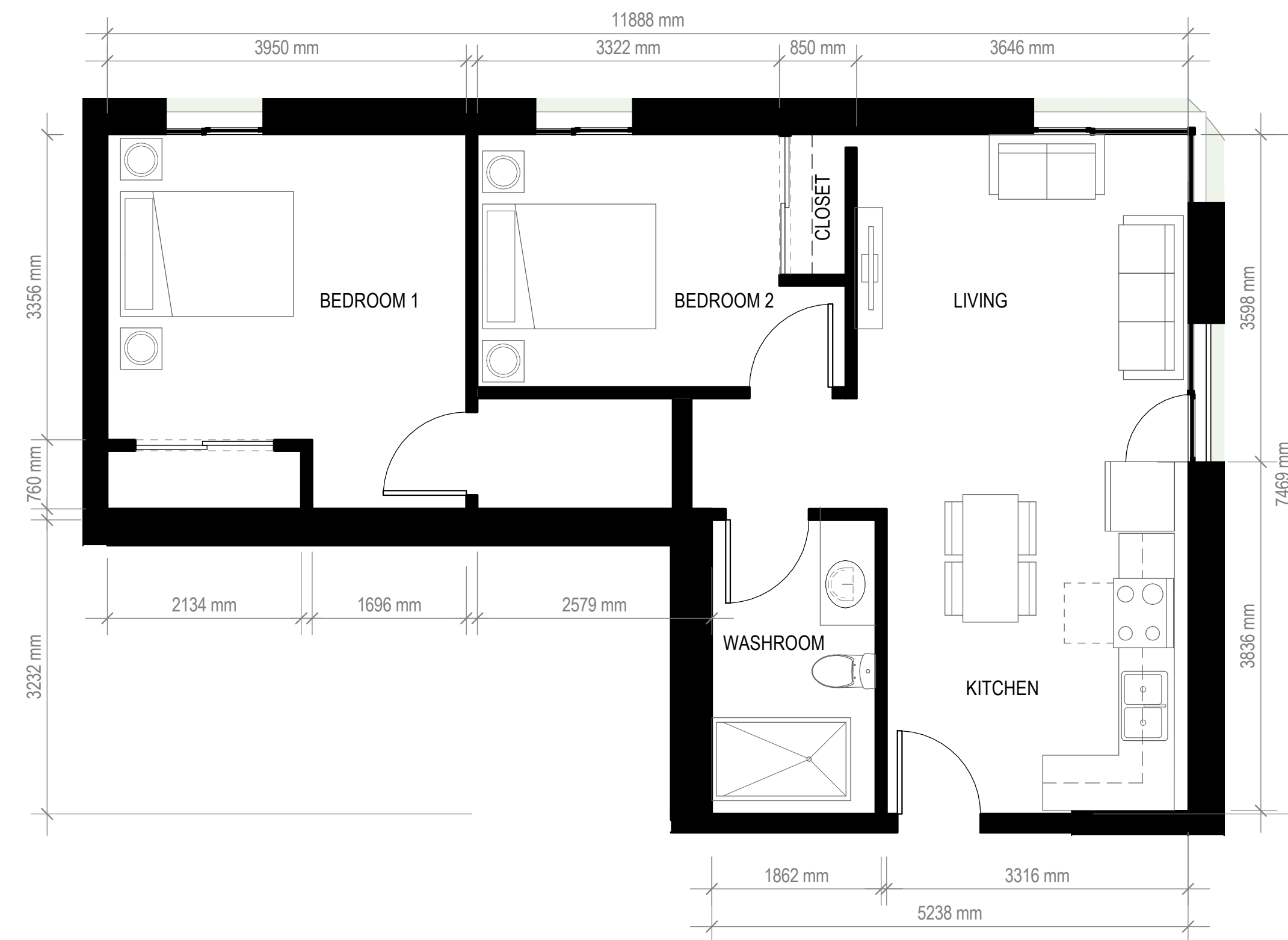
Drawing No.

A6.01 C  
DoWV DP  
SUBMISSION





1 UNIT PLAN - TYPE D, 2 BEDROOM, 68 SM  
A6.02 C 1:50



2 UNIT PLAN - TYPE E, 2 BEDROOM, 75SM  
A6.02 C 1:50



3 UNIT PLAN - TYPE F, 2 BEDROOM, SW, 71SM  
A6.02 C 1:50

ZGF

ZGF Architects Inc.

355 Burrard St,  
suite 350  
Vancouver, BC  
V6C 2G8  
T: 604 558 8390  
www.zgf.com

Revisions

**INGLEWOOD  
AFFORDABLE  
HOUSING (AH)**

725 Inglewood Ave, West  
Vancouver

Drawing Title

**AH - ENLARGED  
TEAM MEMBERS  
UNIT PLANS -  
TYPICAL**



**INGLEWOOD  
CARE CENTRE**

A BAPTIST HOUSING COMMUNITY

Date: 2021.09.23  
Job No: [V24689]  
Drawn By: Author  
Checked By: Checker

Drawing No.

**A6.02 C**  
**DoWV DP  
SUBMISSION**

## INGLEWOOD AFFORDABLE HOUSING (AH)

725 Inglewood Ave, West Vancouver

Drawing Title

## AH - ENLARGED SENIORS UNIT PLANS - TYPICAL



**INGLEWOOD CARE CENTRE**

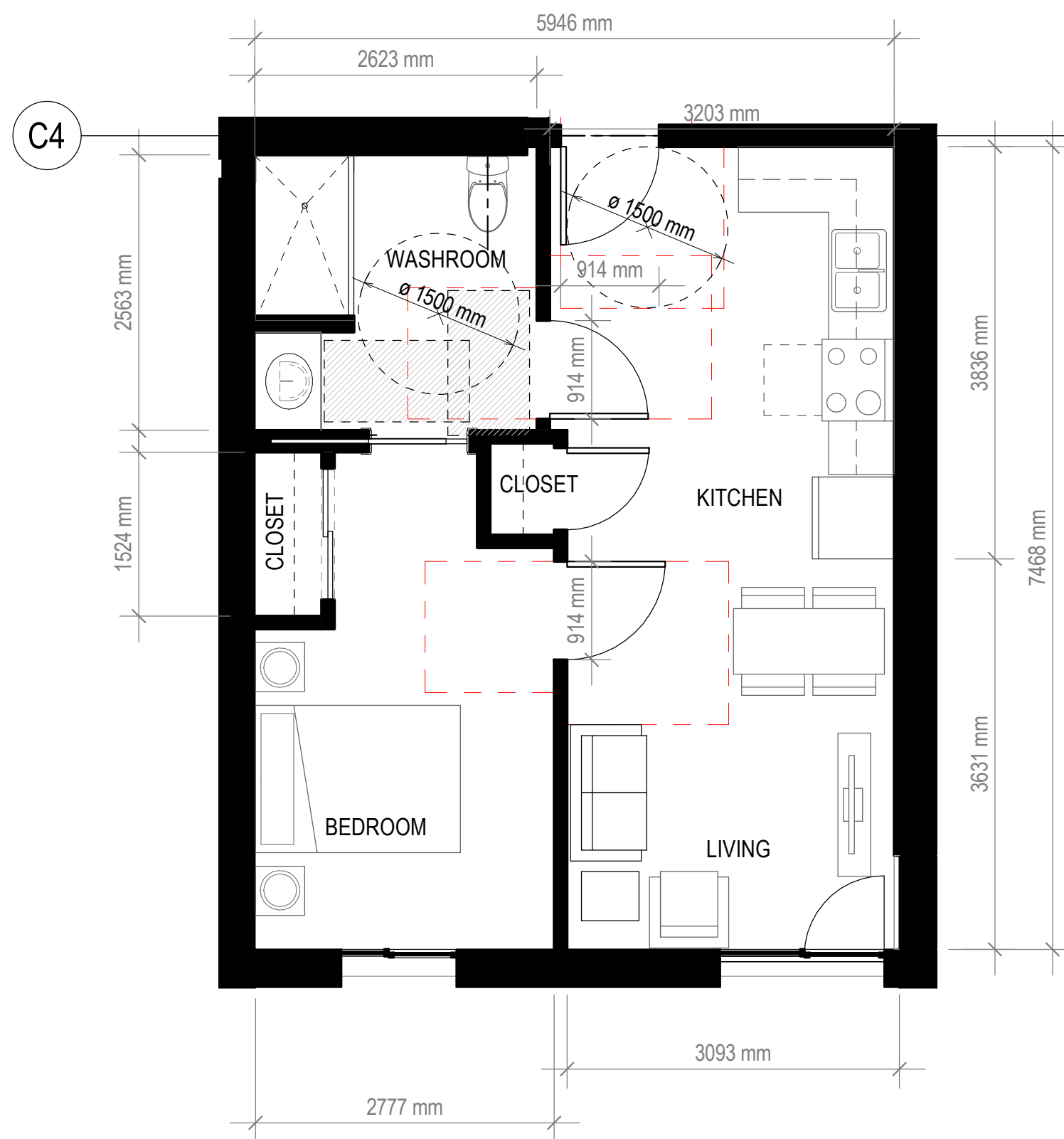
A BAPTIST HOUSING COMMUNITY

Date: 2021.09.23  
Job No: [V24689]  
Drawn By: Author  
Checked By: Checker

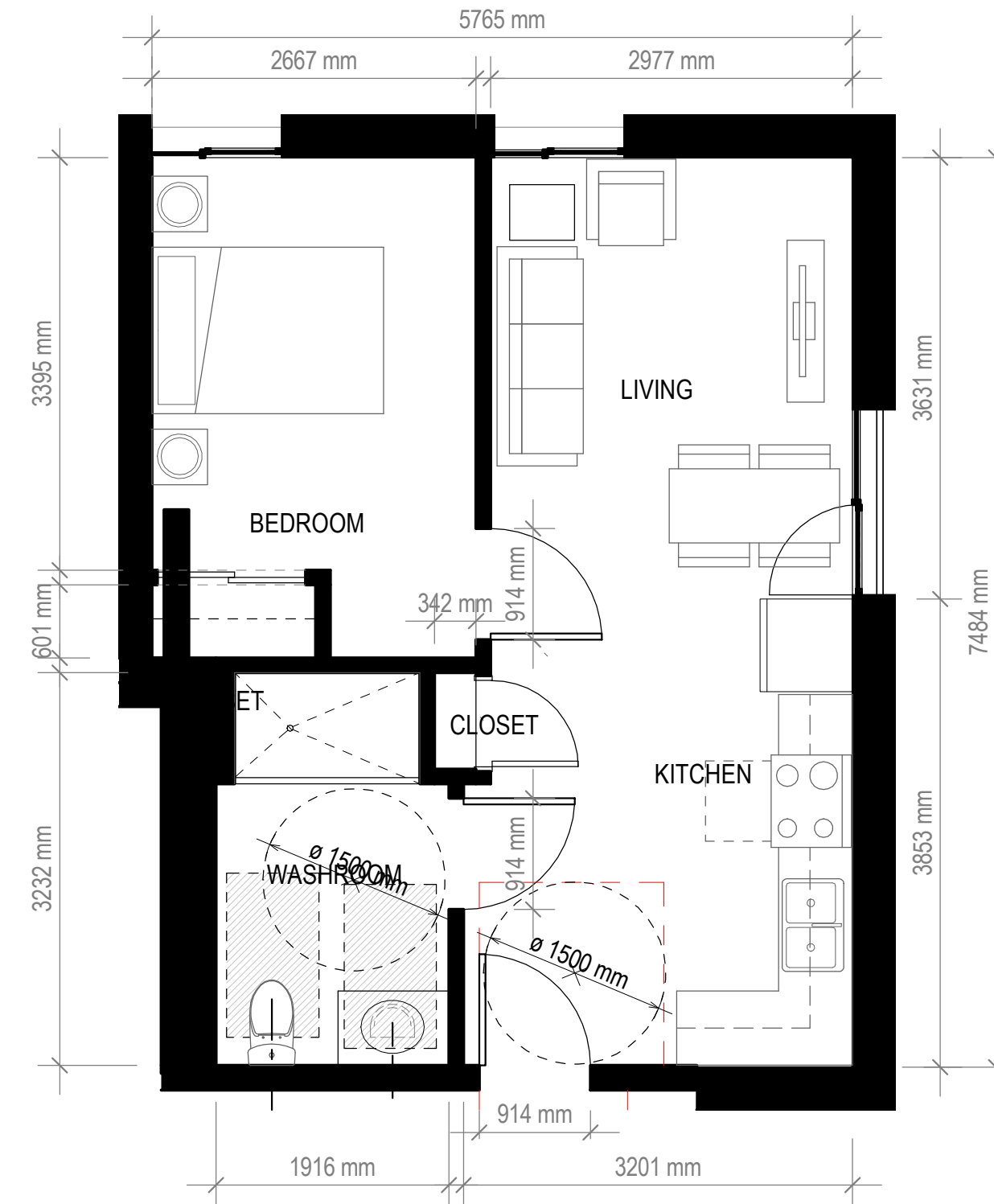
Drawing No.

# A6.03 C

DoWV DP SUBMISSION



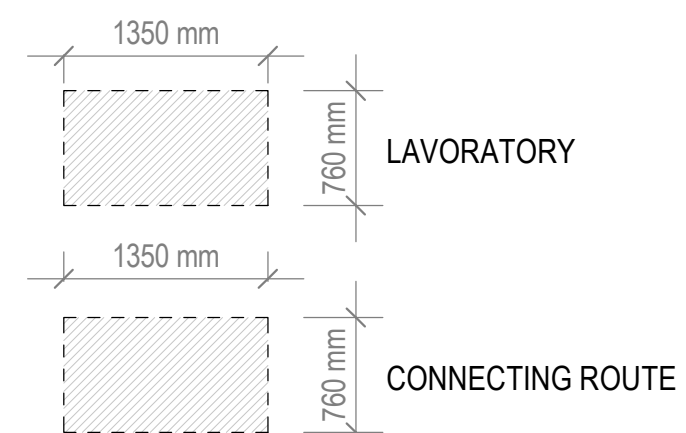
1 UNIT PLAN - TYPE H, 1 BEDROOM SE, 50 SM  
A6.03 C 1:50



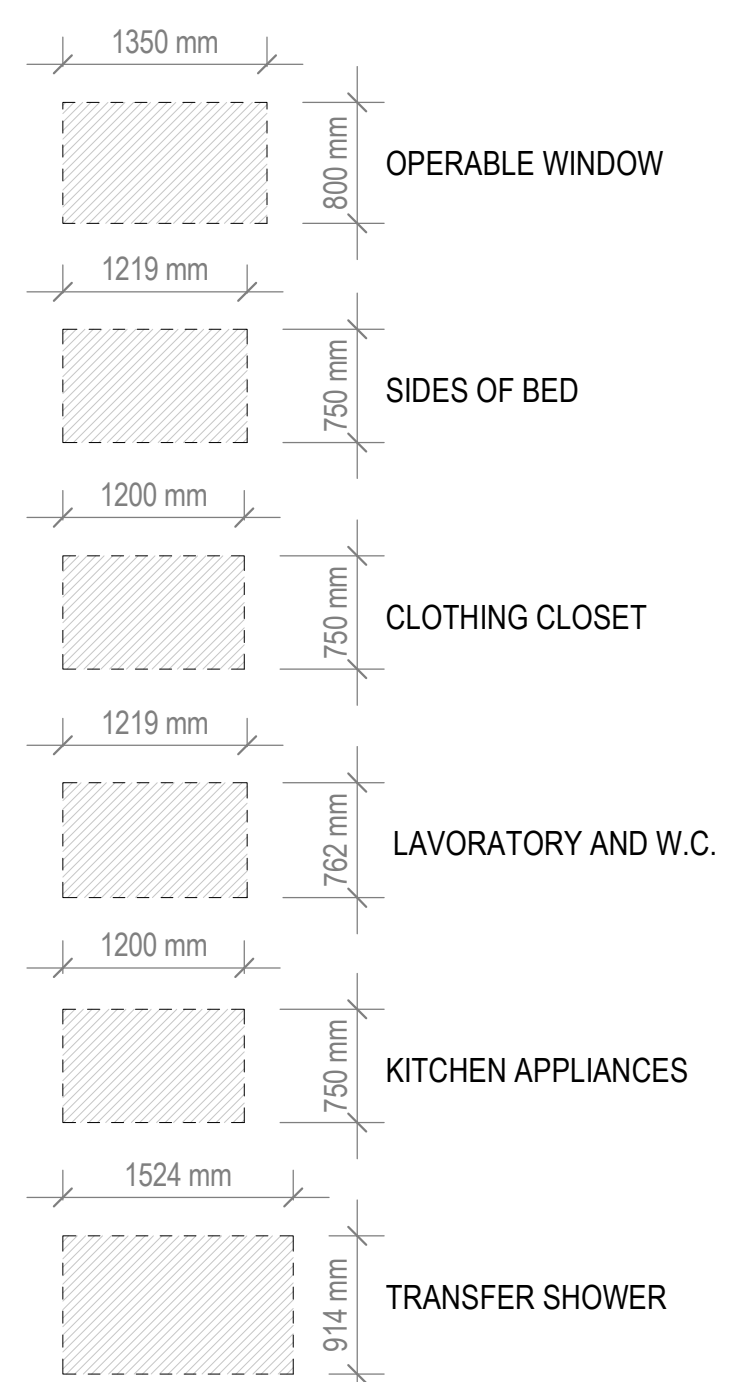
2 UNIT PLAN - TYPE J, 1 BEDROOM, NW, 48 SM  
A6.03 C 1:50

**NOTE:**  
SENIOR HOUSING UNITS DESIGNED TO COMPLY WITH LEVEL 2 ADAPTABLE DESIGN AS PER CITY OF NORTH VANCOUVER ADAPTABLE DESIGN GUIDELINES UNLESS OTHERWISE NOTED.

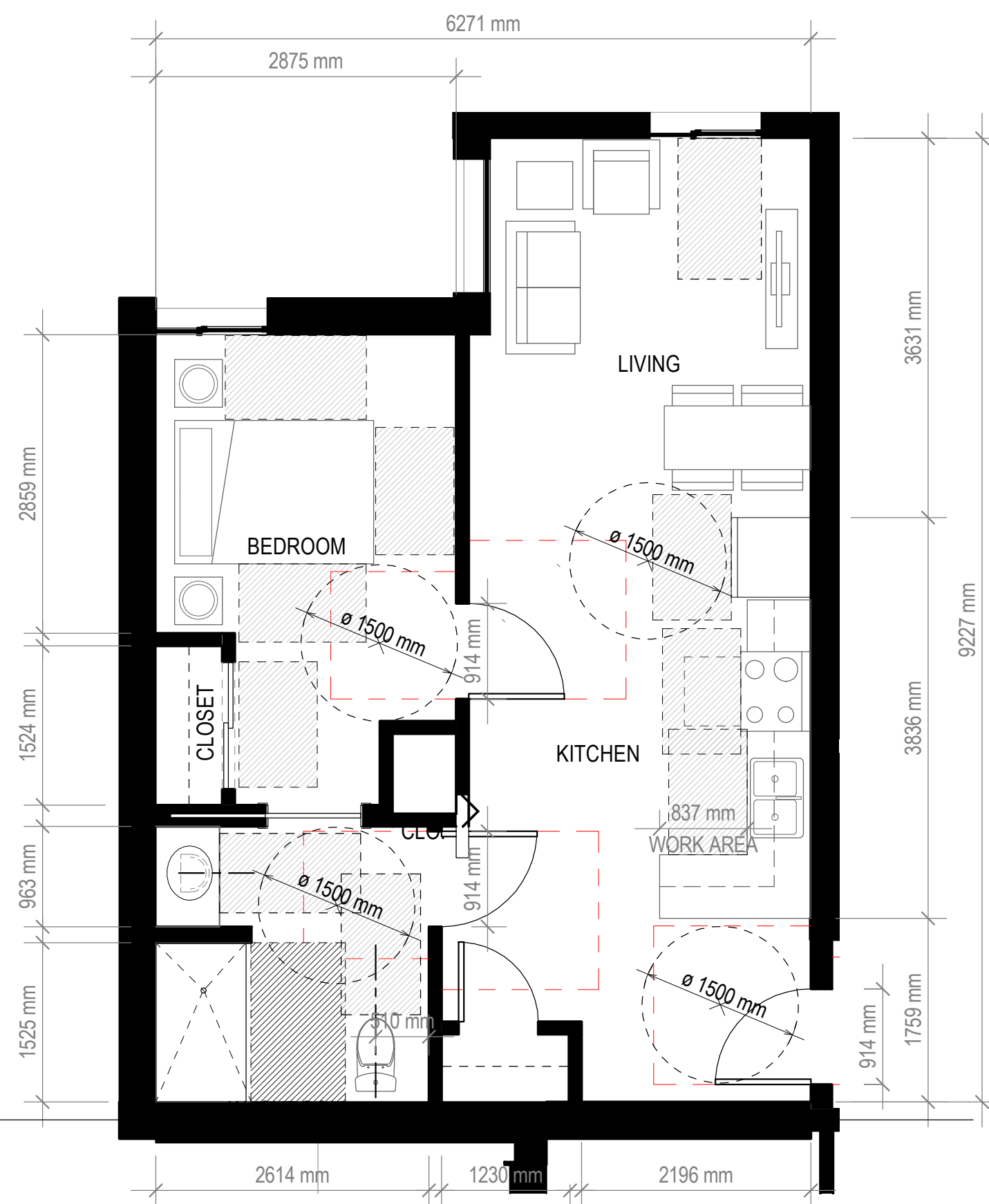
ADAPTABLE UNITS:



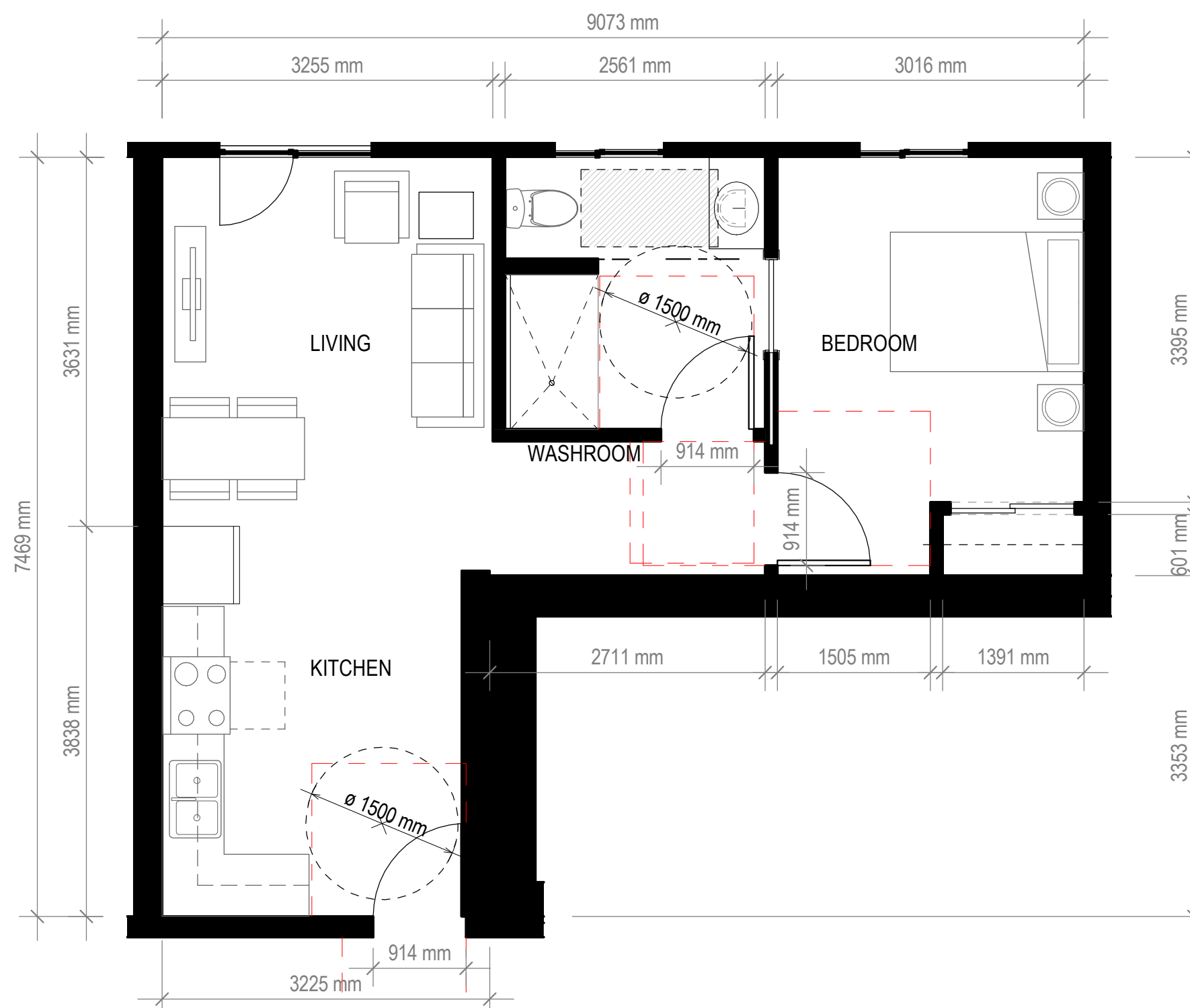
ACCESSIBLE UNITS



LEGEND - CLEAR FLOOR AREA REQUIREMENTS



3 ACCESSIBLE UNIT PLAN - TYPE G, 1 BEDROOM SW, 60 SM  
A6.03 C 1:50



4 UNIT PLAN - TYPE K, 1 BEDROOM NW, 54 SM  
A6.03 C 1:50