



COUNCIL AGENDA/INFORMATION

Closed	Date: _____	Item # _____
✓ Reg. Council	Date: <u>Sept. 19, 2011</u>	Item # <u>9</u>
Supplemental	Date: _____	Item # _____

 Director	 CAO
---	---

DISTRICT OF WEST VANCOUVER  
750 – 17<sup>TH</sup> STREET, WEST VANCOUVER, BC V7V 3T3

9

## COUNCIL REPORT

Date: September 9, 2011 File: 01.0117.20/FSF1.2011  
From: Corinne Ambor, Manager of Park Planning & Community Stewardship  
Andrew Banks, Senior Manager of Parks  
Subject: Sport Field Master Plan Final Report - Field Sport Forum Working Group

### RECOMMENDED THAT:

1. The Field Sport Forum Working Group continue in its role as liaison with field sport groups;
2. The Field Sport Forum Working Group develop a prioritized three year implementation plan based on the recommendations of the Sports Field Master Plan as set out the report dated September 9, 2011 regarding the Sport Field Master Plan Final Report - Field Sport Forum Working Group; and
3. The prioritized three year implementation plan be brought forward for Council consideration in 2012.

### Purpose

The purpose of this report is to provide Council, the draft of the Sport Field Master Plan (SFMP) attached to this report as Appendix A. The master plan was produced by the Field Sport Forum Working Group. This report gives an overview of the master plan and the recommended next steps for implementation.

### 1.0 Background

#### 1.1 Prior Resolutions

In the January 25, 2010 regular meeting, Council passed the following resolutions:

1. The report dated January 25, 2010 from the Park Programs Manager titled, "Sport Field Master Plan Terms of Reference and Collaborative Funding Model", be received;
2. The Draft Terms of Reference for the Sport Field Master Plan attached as Appendix A be approved;
3. The Collaborative Funding Model for the Sport Field Master Plan outlined in this report be approved, and that the Field Sport Forum Working Group and staff be directed to proceed with the Sport Field Master Plan subject to the approval of the 2010 Budget.

## 1.2 History

In the regular Council meeting on January 25, 2010, Council approved the Terms of Reference for the Sport Field Master Plan and the collaborative funding model.

The West Vancouver based field sport groups in 2010, financially contributed \$7,000 toward the development of the SFMP. In addition, the field sports groups further supported the development of the SFMP in the form of in-kind expertise and knowledge.

The Field Sport Forum Working Group has been meeting on a regular basis since January 25, 2010 to draft the Sports Field Master Plan. The working group facilitated discussion and consultation with the West Vancouver field sport groups in the development of this master plan.

## 2.0 Policy

### 2.1 Policy

There is no formal policy guidance for long-term decisions about sport fields.

## 3.0 Balanced Scorecard

STRATEGIC INITIATIVES	2011 MILESTONE
1.2.5. Implement sustainable land use policies	Complete Sport Field Master Plan

## **4.0 Analysis**

### **4.1 Discussion**

The goal of the sports field master plan is to develop a comprehensive strategy or “road map” to guide future decisions about sport fields in West Vancouver.

The field sports groups have worked in a concerted manner within the Field Sport Forum Working Group in the development of the master plan. The master plan is supported by the West Vancouver based field sports groups. The endorsement of this master plan by the sports groups marks an important step towards planned, collaborative efforts for the use, management and development of sport field opportunities in the District of West Vancouver. Under the guidance of the Field Sport Forum Working Group, the process of developing this SFMP has created a new sense of partnership within the field sport community.

#### Overview of the Sport Field Master Plan

The SFMP acknowledges that there is a limited amount of land in West Vancouver that is suitable for sport fields and that financial resources are limited for the improvement of these fields. The SFMP also acknowledges that the fields that are on the School District land are an important component of the field inventory.

The SFMP recognizes the strong need by the field sports groups to improve the quality of the existing inventory of fields to maximize their use. The inventory of fields within the District lacks a plan for maintenance and improvement. This in conjunction with increasing field sports groups’ requirements is creating a shortage of playable fields. Trends in field sports such as season creep, increase in the level of play and increasing expectations of field users are all exerting pressure on the quality of the fields within the District.

The overarching principle in the SFMP is that partnerships and creativity in funding is required between all of the stakeholders to achieve the goal of maintaining and improving the quality of the District’s sports fields.

The SFMP identifies the need for sufficient resources to be allocated to maintain the inventory of fields. The plan acknowledges that this can only be achieved in a financially sustainable manner through partnerships between the District and the field sports groups. The field sports groups through their collaborative work in developing this master plan have demonstrated that they are willing and able to be partners with each other and with the District.

The SFMP offers many options in its recommendations section. This SFMP is not intended to lock the District into a particular set of recommendations in a specific timeline. Rather, the options presented in the plan allow for flexibility to achieve these recommendations when the opportunity, financial or otherwise, arises. Any opportunities would be brought to Council for approval before proceeding.

#### Next Steps

This report recommends that the Field Sport Forum Working Group continue in its successful role as liaison with field sport groups, and using the SFMP, develop a prioritized three year implementation plan to be brought forward for Council consideration in 2012. This is considered a key recommendation by both the working group and the field sport groups.

The three year implementation plan to be developed by the Field Sport Working Group will outline the priorities, the costs of implementing the different recommendations and the financial partnerships required for the SFMP to be a success.

## 4.2 Sustainability

Field sports support healthy communities by providing residents, both youth and adult, the opportunity to participate in a variety of field sports.

Field sports are run by independent, volunteer-based organizations. The volunteer nature of field sport groups provides a social network in the community that links generations, neighbours, schools and families. Whether standing on the sidelines, playing on the field, or volunteering one's time on the board of the groups, field sport offers an important and very wide range of opportunities for community and social interaction.

Field Usage Fees for all fields, gravel, grass or artificial turf, were implemented by Council in 2008. Field Rental Fees for the artificial fields have been in place since those fields were opened. Both fees allowed for a sustainable financial approach in the maintenance of the fields and for the renewal of artificial fields.

## 4.3 Consultation

Each West Vancouver based field sport group was interviewed at least twice, and had opportunities to provide feedback during the development of the SFMP. All groups that book time on West Vancouver fields were brought together by the Field Sport Forum Working Group three times to receive input on, and then review the SFMP.

Date: September 9, 2011  
From: Corinne Ambor, Manager of Park Planning and Community Stewardship  
Andrew Banks, Senior Manager of Parks  
Subject: Sport Field Master Plan Final Report - Field Sport Forum Working Group


---

## 5.0 Options

### 5.1 Council may;

- direct staff to proceed with any or all of the recommendations in this report,
- request further information and/or,
- not approve the recommendations.

Author:

  
\_\_\_\_\_  
Andrew Banks

Appendices:

Appendix A: Sport Field Master Plan for the District of West Vancouver, 2011

**This page intentionally left blank**



**This page intentionally left blank**





*Draft*

# Sports Field Master Plan

September 7, 2011

## Acknowledgements

### Field Sport Forum Working Group

Citizen Members - Mary Jo Campbell, Chair; Bill Drake; Ken McGovern; Doug Quinville, Vice Chair; Leesa Reid; Sheri Shepard; Mark Steven  
Council Member - Councilor Trish Panz  
West Vancouver Board of Education Liaisons - Mary-Ann Booth, Cindy Dekker

### District Staff

Corinne Ambor, Project Manager  
Andrew Banks, Senior Manager of Parks

### Consultants

Catherine Berris Associates Inc.

Background Data:

**Draft Sport Field Master Plan**

Athletica Sport and Recreation Architecture, Inc.  
Yates, Thorn and Associates



# Table of Contents

Executive Summary .....	i
1.0 Introduction .....	1
1.1 Context.....	1
1.2 Project Objectives.....	2
1.3 Planning Process .....	3
1.4 Benefits of Sports.....	3
1.5 Guiding Principles .....	5
2.0 Demographic and Sport Trends .....	6
2.1 National Trends.....	6
2.2 West Vancouver Demographic and Sport Trends.....	10
2.3 Trends in Sport Field Supply Analysis .....	12
3.0 Sport Fields.....	13
3.1 Sport Field Inventory .....	13
3.2 Sport Fields Analysis .....	15
4.0 Field Sport User Groups .....	22
4.1 Existing Field Sport User Groups .....	22
4.2 Field Sport User Groups- Analysis of Needs.....	22
5.0 Sport Field Allocation .....	25
5.1 Allocation of Sport Fields.....	25
5.2 Sport Field Allocation Process .....	26
5.3 Analysis of Sport Field Allocation .....	27
5.4 Field Use and Rental Fees.....	31
6.0 Recommendations .....	32
6.1 Basis for the Recommendations.....	32
6.2 Broad Recommendations .....	33
6.3 Field Options and Recommendations .....	33
6.4 Infrastructure and Maintenance Practices.....	36
6.5 Scheduling.....	36
6.6 Funding .....	37
6.7 Next Steps.....	38
Appendix A: Sport Field Inventory .....	39
Appendix B: Sport Field Analysis.....	40

## Maps

Map 1: West Vancouver Sport Fields

Map 2: Ambleside Sport Fields

# Executive Summary

## Introduction

The District of West Vancouver (“the District”) is undertaking a Sport Field Master Plan (SFMP) to provide a strategy for the use, maintenance, improvement, addition to and funding of sport fields in West Vancouver. The SFMP arose from a previous need for more collaboration among the field sport groups. The overall purpose is to promote field sports and physical activity on sport fields to meet the needs of the community over the next ten years. This project is being undertaken in partnership with the Field Sport Forum Working Group (FSFWG) appointed by Council, and in close conjunction with the West Vancouver field sport community.

## Benefits

All of those who participate in some aspect of sports, those who play, compete, plan, volunteer, coach, fund and maintain, do so with an appreciation for the multiple benefits derived from the sport experience. Field sports provide great opportunities to participate in healthy physical activity, to socialize with friends and other residents, to develop new skills, and to have memorable experiences. Sports contribute to healthy individuals, strong families and vibrant communities.

## Guiding Principles

The following are some key phrases from the guiding principles for the SFMP:

community vitality and health	inclusion and broad participation	collaboration and cooperation
community well-being in sport	sustainability	multi-use
cooperation with Board of Education	excellence in sport	collaborative and innovative funding options

## Demographic and Sport Trends

Demographic and sport trends nationally and in the District provide an understanding of the demands and the provision of sport opportunities. Some of the key trends in sports in West Vancouver include:

- increasing professionalism in sports organizations,
- high expectations including: more training times and higher quality facilities; professional staff and coaches; year-long programs (season extension); more 'academy' camps and programs; increased adult participation; and a stronger desire to fundraise through hosting small-scale competitive events,
- rising costs for sport participation, and

- steady youth registration, with increases in some sports like soccer and field hockey, and more adults becoming involved in field sports.

## ***Sport Field Inventory and Analysis***

There are 17 District fields and 24 school fields which are used for soccer, field hockey, rugby and cricket, as well as ball diamonds for baseball and softball. As part of school programs, ultimate and football are also played. There are three artificial turf fields, 15 sand-based grass fields, 12 soil-based grass fields, and 11 gravel surfaced all-weather fields. The artificial turf fields support very high levels of use, the grass fields have limited capacity during the winter when demand is highest, and the all-weather fields are used for practices in winter. Many of the grass fields have been designed to be both a playing field and a ball diamond.

## ***Field Sport User Groups***

There are eight primary groups involved in field sports in West Vancouver, excluding school groups. According to the sport groups, approximately 4,300 of their active members are District residents. There are also more than 1,500 coaches, sport officials, and managers. Supporting the active participants are parents, families, and friends. Thus the citizens associated with field sports may represent up to 25% of the District's population.

## ***Sport Field Allocation***

The District and the Board of Education make effective use of the sport fields through a joint use arrangement. As part of this arrangement, the District maintains the sport fields and schedules community use on most school fields after 5 pm. Before 5 pm, Board of Education fields are used by schools.

A policy to guide the allocation of sport fields provides direction on: the provision of access to sport field facilities that balances demand with access and equity, and optimum and appropriate use of the sport field facilities.

The process of sport field allocation occurs twice a year; District staff work closely with the field sport groups. Artificial turf fields are allocated to their capacity. Grass fields are allocated based on the capacity of each field to support play.

There are two seasons of use: fall/winter and spring/summer. In the spring, the highest use of sport fields is by baseball, followed by slo-pitch, softball, soccer and field hockey. In the fall and winter, soccer is responsible for about 90% of the hours booked. Other use is by field hockey, lacrosse and football. With the introduction of Rutledge field, there will be a significant increase in field hockey use year round.

Generally the allocation process is working well, partly as a result of the work of the Community Sport Working Group and the Field Sport Forum Working Group (FSFWG), as well as the sport user group

meetings, inter-sport cooperation, and communication among these groups facilitated by the Working Groups.

## ***Basis for the Recommendations***

This brief summary of the analysis provides the basis for the recommendations:

- **Field Values:** All of the District's fields have value, including and beyond use for field sports.
- **Collaboration:** The Field Sport Forum Working Group has been extremely successful in bringing the field sport groups together and working collaboratively.
- **Participants:** Field hockey and soccer have the highest number of participants, offering many benefits to the community, and registrations in both are expected to increase.
- **Artificial Turf Benefits:** Artificial turf provides the highest benefits in relation to costs for field hockey and soccer (see Figure 2).
- **Grass Field Quality:** Many of the existing grass fields have deteriorated significantly and they are in need of enhanced maintenance or rebuilding.
- **Playing Seasons:** The playing seasons for sports with high player registration like soccer and field hockey are extending beyond traditional seasons, creating more demand for field time.
- **Adult Play:** More adults now play field sports which also adds to the demand.
- **Level of Play:** A more professional and higher level of play is resulting in a need for more practice time and better quality facilities.
- **Practice Time:** The demand for practice time and skill development is increasing.
- **Supply and Demand:** The current field inventory is not meeting demand as hours of use are at, or in the case of artificial turf in excess of, the capacity.
- **Prime Time Demand:** The availability of sport fields during prime time is barely meeting the current demand and will unlikely meet the future demand.
- **Comparison Facilities:** Field facilities around Metro Vancouver continue to be built or improved, leading to a desire by local teams to train and play on similar quality facilities.
- **Infrastructure:** Many fields do not have adequate access to washrooms or other infrastructure such as storage.

## ***Recommendations***

The following is a summary of the recommendations:

### **Broad Recommendations**

1. Retain all fields in the West Vancouver field inventory.
2. Extend the mandate of the Field Sport Forum Working Group.

3. Ensure that sufficient resources are available to meet and maintain field infrastructure needs.
4. Address requests for storage on a case by case basis with a view to consistency and fairness.
5. Constantly monitor funding opportunities and opportunities for collaboration with field sport groups.
6. Review and update this plan every two years to ensure relevancy and so it is a “living” document.

## **Field Options and Recommendations**

### ***Artificial Turf***

7. Continue to monitor opportunities for additional artificial turf fields, taking into account local demand and balancing the needs of the community. Field sports anticipate the need for an additional artificial turf field within the next 2 to 3 years.
8. When it is time to resurface Ambleside fields D and E, consider a soccer-preferred AT specification suitable for adult game level soccer on Field D, and a soccer-preferred AT specification which is also usable for field hockey and other sports on Field E.
9. Continue to pursue partnerships and fundraising in collaboration with field sport groups.

### ***Ball Diamonds***

#### Little League (West Vancouver Little League/ Cypress Park Little League)

10. Work with Little League and Cricket to assess the feasibility and cost to construct a ball diamond at Hugo Ray Park, on the northeast corner of field 2.
11. Improve the west ball diamond at Eagle Harbour Field.
12. Consider converting the 80' diamond at Ambleside to a 60' diamond; this would require a replacement for the 80' diamond.
13. Work with Cypress Park Little League and West Vancouver Little League to enhance access to the two existing batting cages.

#### Softball: Girls' Fastpitch and Adult Slo-pitch

14. Work to ensure that there is continued opportunity in West Vancouver for Girls Fastpitch.
15. Work with adult slo-pitch to improve community interaction and opportunity for adults.
16. Explore the possibility of including a large ball diamond on McGavin Field.

### ***Grass and All Weather Fields***

Consider the following recommendations to address safety and playability on grass and all weather fields, listed in order of priority, recognizing that the District will need to set aside sufficient funds over the next 10 years for these projects. Funding partnerships with field sport groups are also considered essential to achieve many of these recommendations.

17. Prepare an implementation strategy to refine priorities and estimated costs, and work with field sport groups and the Board of Education to identify potential funding sources for the following field improvements:

- Rebuild or upgrade Ridgeview Field, Ambleside 'F' Field, Sentinel Field, Rockridge Field, Pauline Johnson Field, West Vancouver Secondary Field and Klahanie Fields.
- Acquire more access to gravel field at Klahanie for sports other than rugby.
- Add fencing to Ambleside H Field on the side near the pond.
- Rebuild or upgrade fields at Eagle Harbour, Cedardale, and Hugo Ray.
- Re-orient the wicket on Fields 3 and 4 at Hugo Ray Park.
- Install fencing on the east side of Fields 3 and 4 at Hugo Ray Park.

#### ***Buildings and Ancillary Facilities***

18. Add washroom facilities at high-use fields or ensure existing facilities are available to the public:

#### **Infrastructure and Maintenance Practices**

19. Establish and implement maintenance standards so that resources are used as effectively as possible.
20. Continue to work with West Vancouver field sport groups to identify and address infrastructure needs for sport fields.
21. Continue to provide an established level of maintenance to all sport fields, with additional maintenance provided by the field sport groups.

#### **Scheduling**

22. Review the scheduling and field allocation process every two years in conjunction with the Sport Field Master Plan review.
23. Make some minor modifications to the scheduling and field allocation process.

#### **Funding**

The current funding model for most fields and sport groups involves: regular capital works and maintenance financed primarily by the District, user fees for rental of sport fields, major capital projects through grants and partnerships, and in-kind contributions from field sport user groups. Some field sports have raised funds to support capital improvements of fields or facilities over the years.

The capacity for increased capital and operating funding from District tax sources is limited. Opportunities for potential improvements to the funding model include the following:

- Regularly review the fees charged for fields in comparison with other Lower Mainland municipalities,
- Field usage fees on all fields and rental fees on artificial turf fields, paid for by field sport groups,
- Continue to pursue potential grants in collaboration with partners,
- Continue to work with field sport groups on creative ways to generate in-kind contributions and other funding,
- Consider sponsorships by the business community,
- Recognize that good maintenance and upgrading of fields can save costs in the long term,
- Consider partnerships with Collingwood or Mulgrave schools for evening and weekend access to their planned artificial turf fields if and when available,
- Consider supporting the development of more concessions to provide revenue-generation capacity to the field sport groups,
- Continue to support smaller scale tournaments in West Vancouver, and formalize some of the procedures for hosting them, including fundraising.

### ***Next Steps***

The Sport Field Master Plan is a significant accomplishment in that it provides a road map for the use, maintenance, improvement and addition of sport fields in West Vancouver. As or more important, in the process of its development the SFMP fostered healthy relationships among the field sport groups, and also between those groups and the District.

Continuing the process that led to the support of the SFMP by all West Vancouver field sport groups is key to the long-term success of this Master Plan. The plan is flexible and offers a variety of recommendations; continuing the work of the Field Sport Forum Working Group will assist with the next steps of seeking funding and determining the priorities and timing related to implementation.

# 1.0 Introduction

## 1.1 Context

The District of West Vancouver (“the District”) is undertaking a Sport Field Master Plan (SFMP) to provide a strategy for the use, maintenance, improvement, addition to and funding of sport fields, and their related facilities, in West Vancouver. The SFMP arose from a previous need for more collaboration among the field sport groups. The overall purpose is to promote field sports and physical activity on sport fields to meet the needs of the community over the next ten years. This project is being undertaken in partnership with the Field Sport Forum Working Group, appointed by Council, and in close conjunction with the West Vancouver field sport community.

The SFMP is a companion document to the Parks Master Plan. Sport fields are a component of parks, and an integral part of the District’s green space. This report focuses specifically on sport fields because of their intense use, structured system of programming, and specific types of maintenance. In the past when there was no Master Plan for sport fields, planning was often reactive and lacking coordination with the field sport groups. This plan, including the process of preparing it, helps to establish future direction and increase collaboration among all who are involved in planning and managing field sports. Budget allocations are already established; the intent of this plan is not to shift funding resources from other Parks responsibilities, but to provide guidance and vision for how sport fields are planned for, managed and used.

### History

The District completed a Recreation Facilities Master Plan (RFMP) in 1999 and subsequent to that, developed a field inventory and work plan based on recommendations in the RFMP. A series of sport field improvements were completed by 2004. In 2007, after the District implemented usage fees for sport fields for the first time, the District initiated the Community Sport Working Group (CSWG). The CSWG’s mandate was to develop recommendations about field usage fees, recommend strategies to enhance collaboration among sport groups in West Vancouver, and develop recommendations on field allocation, storage for equipment and capital improvement allocations. The CSWG reported its findings to Council in the fall of 2008.

Despite these accomplishments, there remained a concern about unfinished business in the field sport community, in that there was no comprehensive strategy to guide future decisions about sport fields in West Vancouver.

In 2009, West Vancouver created a Field Sport Forum Working Group, comprised of members from the field sport community, members of the community with no formal affiliation to field sports, a Council representative, as well as representation from the West Vancouver Board of Education, owner of many sport fields in the District. This group recommended to Council in early 2010 that a Sport Field Master



Plan (SFMP) be created for West Vancouver.

The consulting firm Athletica was hired and in 2010 they prepared a draft Sport Field Master Plan containing a significant amount of analysis and background information. In 2011, Catherine Berris Associates Inc. (CBA) was hired to complete the Sport Field Master Plan as an extension of its work on the District's Parks Master Plan. The CBA work builds on the report prepared by Athletica.

### **Background Information**

Background Information was provided to support the SFMP, including the following:

- Terms of Reference (Field Sport Forum Working Group),
- Summary of User Input (Field Sport Forum Working Group),
- Sport Field Inventory (User groups, DWV),
- Field condition inventory and assessment (Athletica),
- "Trends in Community Sport Participation and Community Sport Organizations since the 1990's", a discussion paper prepared by Richard Gruneau,
- Final report, Community Sport Working Group, 2008,
- Recreation Facilities Master Plan, 1999,
- Draft Field Allocation Policy (DWV),
- Parks and Open Space Plan Background Document (Catherine Berris Associates Inc.), 2006,
- Sportfield and Outdoor Recreation Facilities Implementation Plan (DWV, 2001).

## **1.2 Project Objectives**

The objectives of the Sport Field Master Plan, per the original Terms of Reference developed by the Field Sport Forum Working Group, were as follows:

- Determine the guiding principles for the use, maintenance, improvement and addition of sport fields, and their related facilities in the District through consultation with the field sport groups and the community;
- Update the inventory of sport fields of the District and the Board of Education, including an assessment of field type, condition, suitability for different age and field sport groups, frequency of use and type of field sport groups using the field;
- Review and update the inventory of field sport groups, including existing and new field sport groups, their field and use requirements, their membership number, age, residency and demographic trends, and the trends affecting sport fields within their sport;

- Determine demographic trends in the District and trends in field sport participation and field sport activity in general as they may affect the District over the next ten years;
- Determine field capacity for each type of field, including the current capacity based on actual demand for the fields and future capacity based on demographic and user trends during the next ten years;
- Review field allocations between field sport groups to determine optimal and most efficient allocation of fields for use based on age, size of field, suitability for the sport and safety requirements;
- Determine the met and unmet needs of each of the field sport groups relating to sport fields, and determine the issues and challenges facing the District in providing adequate sport fields for the field sport groups;
- Determine the requirements for facilities related to the sport fields, including clubhouses, change rooms, washrooms, storage rooms, training facilities and other such facilities supporting the use of the sport fields;
- Provide recommendations for the use, maintenance, improvement and addition of sport fields, and their related facilities, to meet the needs of the field sport groups and community for the next ten years, with a detailed plan for the next five years and a general plan for the following five years;
- Provide recommendations for collaborative and innovative funding options to consider for the maintenance, improvement and addition of sport fields, and their related facilities; and
- Identify the potential economic and social benefits to the District and the community through the use, improvement and addition of sport fields over the next ten years.

### **1.3 Planning Process**

The Field Sport Forum Working Group was closely involved in steering this project with assistance from District staff, and regular meetings were held throughout the process.

Field sport groups were involved, through large meetings with all field sport groups and several smaller meetings/ interviews with separate groups to clarify expectations and needs, making the development of the SFMP a truly collaborative effort.

### **1.4 Benefits of Sports**

*“Sport fields are like a community centre without walls.” Unknown*

*“More importance is being placed on the value of participation in recreation and physical activity as part of a healthy lifestyle and as a way to prevent disease.” – Parks Literature*

All of those who participate in some aspect of sports, those who play, compete, plan, volunteer, coach, fund and maintain, do so with an appreciation for the multiple benefits derived from the sport experience. Field sports provide great opportunities to participate in healthy physical activity, to socialize with friends and other residents, to develop new skills, and to have memorable experiences. Sports contribute to healthy individuals, strong families and vibrant communities.

One of the most important contributions that sport makes to any community is its role as a vital source of shared family activity and social interaction. Participation in sport, or volunteering in community sports clubs and associations, helps to forge the vital interpersonal connections that sustain the life of any community. It is impossible to put a value on the opportunities for cooperative, face-to-face, interaction with other community members that sports have provided to generations of residents. Coming together on the field supports community connectivity, social support networks, a sense of belonging, and identification with the team or league. Sports are particularly helpful for immigrants and new arrivals to a community, helping with integration and inclusion.

For children, team sports and play are critical elements to development and learning about cooperation. Involvement in sports also is a major contributor to leadership skills, for volunteers and for youth who become involved in coaching and officiating. Many students obtain summer jobs in sports that support their education, their sense of purpose, and their skill development. These excellent opportunities help youth to grow into responsible, contributing adults.

Youth and adult participation in sport provides for a healthier population and for role models to the younger generation. Children in sport learn valuable lessons that associate physical activity with fun, friendships, team and relationship building, adult mentors, and new skills. More information is becoming available on the benefits of exercise, not just to physical fitness, but also to cognitive development, behaviour and learning. Some of the direct and indirect benefits of sports to health include:

- Increased productivity at work and school,
- Achieving a healthy weight,
- Reduced risk of heart disease and high blood pressure,
- Increased life expectancy,
- Lower stress and greater sense of well-being,
- Non-medical solutions to health issues, and
- Increased energy and motivation.

Field sports are unique within the realm of sport options because of their popularity. Field sports are affordable compared to many other individual or organized sports. For some children, soccer or baseball forms their only participation in organized sport. On another scale, sports can bring substantial economic benefits, employing local youth in coaching and officiating positions, drawing visitors to the community, and helping to support businesses catering to those visitors.

## 1.5 Guiding Principles

*“All field sports are important to the fabric of our community, therefore we need to look at field sport and the opportunity to play in a big picture way; we also need to consider what is good for the community of West Vancouver overall, as well as what is good for field sport.”*

These guiding principles for the Sport Field Master Plan were developed by the Field Sport Forum Working Group:

1. Sport fields are focal points that enrich community vitality and health through field sports and physical activity.
2. Sport fields offer first and foremost opportunities to foster inclusion and broad participation in sport by people of all ages, as well as opportunities to pursue excellence in sport.
3. Sport fields encourage collaboration and cooperation among field sport groups and other strategic partnerships so as to enhance the efficient and effective use, maintenance, improvement, and addition of sport fields which belong to the community at large.
4. Sport fields offer opportunities for shared and individual responsibility for community well-being in sport, including community building, personal growth, volunteerism, leadership, and innovation.
5. Sustainability in the use, maintenance, improvement, and addition of sport fields is an integral component of planning with respect to sport fields.
6. As much as possible, sport fields should be multi-use and allow for flexible and adaptable use in order to meet changing and emerging community needs and the interests of field sport groups.
7. Continued cooperation with the Board of Education enhances opportunities for field sport in the District.
8. Sport fields should be accessible to all members of the community.
9. The provision or enhancement of facilities related to the sport fields, including change rooms, washrooms, storage rooms, clubhouses, and other such facilities, should be supported in principle if need is demonstrated and where financial sustainability is viable.
10. Collaborative and innovative funding options should be fostered for the maintenance, improvement, and addition of sport fields and their related facilities.

*“Don’t let West Vancouver “fall behind” the field sport opportunities available in other communities – but also keep in mind the scale and history of West Vancouver.”*

## 2.0 Demographic and Sport Trends

### 2.1 National Trends<sup>1</sup>

#### Context

An understanding of trends in demographics and sports provides context for analyzing sport fields and their use in West Vancouver. A paper titled *Trends in Community Sport Participation and Community Sport Organizations since the 1990s: Implications for West Vancouver* (Richard Gruneau, 2010), provides valuable information on this topic, and the highlights of that paper are summarized here.

Growth in participation in organized sports in North America from the end of the Second World War through the 1980s was extraordinary. A suburban world dependent on vehicular travel forced families into tightly organized family schedules, the rapid spread of television led to parental concerns about childhood idleness and physical fitness, and parents wanted to provide children with new opportunities for social, cultural and physical enrichment. In 1992 the Statistics Canada General Survey reported that 64% of Canadian children between the ages of 11 and 14, and just over 75% of Canadian youth between 15 and 19 participated in some form of established competitive sport at least once a week in the previous calendar year.

While sports organizations and programs retain a strong presence in Canadian communities, the actual percentages of children and youth who report being involved once a week or more in sports has decreased noticeably since 1992, although these rates are affected by factors such as age, gender, race, ethnicity, place (urban versus rural), socioeconomic status and region. This drop in the rate of sports participation correlates with increasing rates of obesity among children, adolescents, and adults in Canada, prompting many commentators to point to a growing crisis in the health of Canadians. Reductions in the aggregate national average rate of “regular” sports participation, and accompanying increases in obesity in Canada, are not necessarily indicators that sport has become less important in the lives of Canadians than it was in the early postwar period. On the contrary, sport appears to be every bit as important as it was in the early 1990s and is arguably even more important today in many communities.

Sport continues to be a major feature of Canadian life. A Conference Board of Canada national survey in 2004 reported that nearly 14 million Canadians, 55% of the population, regularly took part in sport as active participants, volunteers, or attendees at live sporting events. Canadian households spent an estimated 16 billion dollars on sport in 2004, representing 2.2% of all consumer spending and 1.2% of Canadian GDP.

---

<sup>1</sup> Section 2.1 is almost entirely summarized from the report by Richard Gruneau, 2010.

In the past 5 years, Canada has continued to undergo substantial demographic and socioeconomic changes, including the aging of the Canadian population; a boom in immigration from non-European countries; and a growing gap between high and low income Canadians. The following are some of the key national trends in sports.

### **Involvement in Sports**

- The percentages of children and youth involved in sports once a week or more has decreased noticeably since 1992, although these rates are affected by factors such as age, gender, race, ethnicity, place (urban versus rural), socioeconomic status and region.
- Similar declines are evident among the Canadian adult population. Approximately 45% of adult Canadians reported “regular weekly involvement” in sport in 1992, compared with only 28% in 2005. This is explained by the aging population, increasing economic pressures, and longer working hours.
- When less structured forms of physical activity such as walking, hiking, or gardening are added to participation in recognized ‘sports’, there is an increase in physical activity levels from 46% of Canadians reporting regular involvement in physical activity in 1998, to 51% in 2005.

### **Population Involved in Sports**

*“The effectiveness of “Active for Life” programs established by the federal and provincial governments may be one of the reasons for continued growth and interest in field sport in West Vancouver, particularly among adults; field sport is not just a kid’s activity anymore.”*

- Although participation in sport declines through the senior years, adult men are more likely than women to be active participants in sport.
- The presence of children in a household increases the likelihood of sports participation, by both children and adults.
- Children are much more likely to participate in sport if their parents are also participants.
- National participation rates in sport for children and early teens are influenced by the flattening of youth demographic groups as part of the aging of the Canadian population. There is also an increase in less traditional sport and game activities, e.g., mountain biking, paint balling, in-line skating, ultimate (a non-contact sport played with a flying disc, often referred to by the trade name *Frisbee*), mixed martial arts fighting, skate-boarding.
- Children who live in densely populated urban areas are less likely to participate in sport than children who live in lower density suburban areas or small towns.

### **Soccer**

- Soccer is the only sport in Canada that showed a significant growth in participation between 1998 and 2005, mostly from growth in the participation of teenage girls. There is also steady growth in adult soccer, primarily in age ranges from the 20s through the 40s.

- The growth in soccer participation among girls is the driving force that has led to soccer becoming the most heavily played sport among Canadian children and adolescents.
- Recent immigrants participate in sports at a lower rate than long-time Canadian residents, however the participation in soccer among immigrants from many countries is significant. One notable factor is the comparatively low cost of entry to the early stages of competitive play in soccer.

### **Sports Delivery**

- Many clubs (the local non-profit groups that deliver field sport in communities) operate in a climate of substantially heightened expectations, from sports participants and parents, as well as from larger regional, provincial and national associations. The primary change is new levels of professionalism in coaching and training, partly due to implementation of a national coaching certification program in Canada in the 1980s.
- Once a club or association hires professionals for coaching and training, it is unlikely to turn back. Parents have come to expect high level youth coaches to have an understanding of sport physiology, biomechanics and sport psychology, in addition to teaching sport skills.
- Paid coaches and trainers, often on part time salaries, have a vested interest in expanding existing programs, and in designing new programming, in ways that reinforce club members' perceptions of the value of the paid professional's work.
- Increased expectations for good training and coaching promotes the emergence of new "needs", e.g., more access to facilities, higher levels of qualification of coaches and trainers, and higher quality training and competition facilities (e.g., outdoor artificial turf, indoor venues offering winter training for summer sports).
- In the face of these trends, some smaller clubs and associations are cooperating or merging into larger organizations to find administrative efficiencies, fundraise more effectively, and strengthen the organization's clout in the community. A local example is the merging of West Vancouver Girls Softball and North Shore Girls Fast Pitch.

### **Sport Seasons and Times**

- Most of the larger clubs and associations in Canada now run programs well beyond their traditional sporting season. There is growth in multiple season competition, year-long development programs, skill camps, and 'travel' teams, such that predictable 'seasonal' sport is passing quickly. This leads to greater demand for scarce resources and increasing potential for conflicts over scheduling. As newer sports arise and increase in popularity, e.g., ultimate, there is added potential for conflicts over facility access.
- Training times on municipal sport fields have traditionally been allocated in one hour blocks. Now, 90 minute sessions in field sports are widely regarded as the 'best practice' time period for youth athletic training. This shift is based on the importance of a proper dynamic warm-up, technical instruction on basic movement patterns, agility, strength training and warm-down exercises.

## **Sport Finances**

- The new needs create additional pressure on a club's administrative resources. Programs such as holiday and spring break camps, additional specialized skills training, off-season training, tournament hosting, or regional development competitions, increase the workload. The result is a trend toward paid contract positions in registration, scheduling, public relations, sponsorship, legal advice, website design and maintenance.
- Many clubs and associations have substantially larger budgets than in the past due to the higher costs of administration and insurance, and this raises the cost of community programs.
- Beyond the cost of signing up for a season of field sport, which has risen in recent years, club members/ teams now often pay fees for technical coaches, tournaments, 'development' camps, off-season programs, and field use in addition to more expensive sports equipment and HST.
- There is also a trend towards 'user pay' approaches to facility construction and a push for new types of partnerships among municipal governments, sports clubs and associations, and private sector providers. Such partnerships typically commit community clubs and associations to substantial fundraising, and in some cases this results in significant debt. The result is a trend toward increasing quality in sporting facilities. But, high costs for individual participation continue to be a significant social side effect, and an activity that used to be relatively inexpensive is now challenging for some families.

## **Volunteer Involvement**

- There is a trend in the overall volunteer sector where it has become harder to get people to volunteer their time, with the result that fewer volunteers have to work harder to maintain established programs and levels of service. Contrary to this trend, volunteering in sports organizations appears to have increased, especially by women.
- When 'super-committed' volunteers finally get burned out or retire, it is extremely challenging for the clubs and associations to find volunteers to replace them.
- The growing need for credentials in coaching, skills in administration, and extraordinary time commitments, have made it more difficult for lower income Canadians to volunteer.

## **Economic Impacts of Sports**

- Larger sports clubs and associations contribute to the local economy in two significant ways: by providing a large pool of unpaid labour for popular social services and sporting events; and through paid employment for coaches and trainers, and administrative work. These larger not-for-profit sports clubs and associations can have an economic impact on par with small businesses.
- Over the past 40 years, Canadians have seen a progressive erosion of school sports, along with rising costs of social service provision across the whole not-for-profit sector. This has made revenue generation a consideration for municipalities, making it more difficult for local sport and recreation departments to justify the subsidies necessary to make sport participation available to less affluent Canadian families.



- Sports can provide economic benefits to surrounding business districts, e.g., Ambleside Village and Park Royal in West Vancouver, and to larger communities, e.g., Kamloops.

## **2.2 West Vancouver Demographic and Sport Trends<sup>2</sup>**

West Vancouver is an aging community, and in 2006 nearly a quarter of West Vancouver residents (23%) were over the age of 65, with the fastest growing sector among seniors in the 80 plus group. At 33% of the population, middle-aged adults from 40 to 64 were the largest demographic segment in West Vancouver. From 2001 to 2006, approximately 2% of these middle-aged adults have hit retirement age, adding to the District's post-retirement population.

Demographic projections indicate that the municipality's aging trend will continue. Accompanying this trend, there has been a gradual reduction in the number of younger school age children. Just less than 5% of West Vancouver's population in 2006 was made up of children aged 5 to 9, and the number of very young children, birth to aged 4, was just over 3%. As those 5 to 9 year olds have moved through the school system, there are smaller numbers of children to take their place.

In 2006, 34% of individuals earned less than \$20,000/year and 25% of households earned less than \$30,000/year. Nearly a third of West Vancouver seniors lived alone in 2006. In 2008, 13% of seniors in the West Vancouver Local Health Area (includes Bowen Island, Lions Bay and Capilano IR5) received the (GIS) low income supplement. Between 2001 and 2006, there was also an increase in lone parent families, from 10.5% to just over 12% of all families in the district. In 2006, 75% of lone parent families were female lone parent families. The average income of female lone parent families in 2006 was less than half of that of all other family types in West Vancouver.

These trends might suggest a gradual decline in sports participation; however that has not occurred for the following reasons:

- In 2001, 41% of the population 20 years and older had a bachelors degree or higher and in 2006, 43% of the population 15 years and older had a bachelors degree or higher. From 2001 to 2006, the median family income increased from \$94, 986 to \$105,448. Both higher levels of education and higher incomes are correlated with increased participation in sports.
- West Vancouver has a long history of well-established private clubs and volunteer associations in sport and a deep tradition of youth sport participation. There are currently more than 30 private and public sports groups operating in the District. In 2010, ice hockey, baseball, field hockey, and soccer had combined registrations of nearly 5,000 of West Vancouver's (approximately 8,000) school-aged residents.
- It is common for between 20 to 25% of school aged children in West Vancouver to play soccer; youth registration (18 and under) in the West Vancouver Soccer Club hovers around 1,900 registrants.

<sup>2 2</sup> Section 2.2 is almost entirely summarized from the report by Richard Gruneau, 2010.

- West Vancouver has two popular minor league baseball associations, and Canada's most successful field hockey club, which runs programs for residents across the North Shore.
- Many of the District's sports clubs and associations run master's programs or sponsor adult teams. As the population ages, many former teen and young adult participants will likely continue to be involved in their favorite sports.
- West Vancouver has a very high level of community participation in the sporting volunteer sector. Each team typically depends on 3 to 4 volunteer coaches and managers, with heavy dependence on other volunteers for their activities.
- Many school sports teams are also dependent on volunteer parent coaches or managers. Some sports clubs and associations have trouble recruiting the volunteers they need, but volunteering in sport continues to be a vital aspect of West Vancouver's community culture, and many aging former sports participants have replaced their active sports participation with active participation in the community's sports organizations. West Vancouver is a dynamic, physically active, and sport-oriented population with participation rates beyond national averages.

The trends in sports in West Vancouver are very similar to national trends:

- The trend toward increasing professionalism in sports organizations is manifest in West Vancouver with the associated demand for the construction of higher quality training and match facilities. Higher level teams increasingly want to play on more specialized, sport-specific surfaces, e.g., field hockey.

Examples of the increased professionalism include the following:

- the West Vancouver Soccer Club now has two full time paid head coaches, more than 10 other coaches working on part time contracts, some paid registration and secretarial functions, access to over 400 paid North Shore soccer referees, and in 2009 offered more than 30 summer coaching jobs to youth in the community;
- the West Vancouver Field Hockey Club has a paid part time administrator, bookkeeper and head coach; 30 paid coaches, and 112 umpires paid per the provincial association rates depending on their certification.

These positions collectively involve many dollars in salaries. National trends suggest that there will be slow, continued, growth of sport-related positions in West Vancouver.

- Other trends with associated high expectations include: more demanding levels of play, higher quantity of training times and facilities; year-long programs; more 'academy' camps and programs beyond regular registrations; increased adult participation; and a stronger desire to fundraise through hosting small-scale competitive 'events'.
- Costs for sports participation are rising in West Vancouver, especially for extra programs or higher-level teams or competitions, putting pressure on low income families.
- There are many games drawing numerous visitors to the District. A typical sports weekend might feature as many as 25 games, concentrated at Ambleside, but using most other District fields as well. Such weekends can draw over 1,400 visitors to the artificial turf fields in Ambleside alone (six

games per artificial turf field per day, plus games on “B” Field, two teams per game plus coaches, referees, and parents). This potentially adds up to more than 40,000 people annually, up to half of which are from outside the municipality. These numbers will increase with the opening of Rutledge field. It is likely that local retailers and restaurants, in the Ambleside area and Park Royal especially, derive a benefit from this routine influx of visitors.

- Youth registration in field sport in West Vancouver is steady, and in some sports like soccer, there is an increase in registration. This is contrary to the national trend. Other conditions have also resulted in increased demand for field time, especially on weekday evenings. More adults are becoming involved in field sports. There is increased demand for skill development opportunities, demand for additional practice time, and overall, a more professional approach to field sports.

### **2.3 Trends in Sport Field Supply Analysis**

Traditionally, the number of sport fields provided in a community was based on a ratio of fields to the number of people in the community. For example, about 15 years ago, the “standard” was one rectangular sport field (i.e., a soccer field) for every 2,000 persons in the community. This was based on experience gathered over the previous decades from communities throughout North America. The actual ratio was one hectare for every 2,000 people, and a hectare can accommodate a field size of approximately 78 by 128 metres, i.e., a full sized soccer/rugby field with run-out areas.

Trends have changed away from this type of standard for several reasons:

- full-sized fields are no longer considered the only way to deliver programs, since smaller fields can be used for mini-soccer and field hockey for children under the age of 12;
- many municipalities typically build slightly smaller sport fields (e.g., 71 by 106 metres with run-outs), and only one or two full-sized fields for championship games or tournaments;
- when this standard was developed, sport fields were generally used mainly by children and young adults (under 25) who were predominantly male. With increased participation by females and adults, more sport field space per capita may be required.

Methods for determining needs for sport fields now include an evaluation and synthesis of multiple factors including:

- the number of hours that users want to book vs. the number of hours available on the existing fields, allowing for rest times needed for restoration and growth of grass fields;
- evaluation of the quality of existing fields in terms of their playing surface, drainage, supporting infrastructure, size, and suitability for different uses;
- evaluation of the efficiency of use, i.e., the degree to which capacity is being used;
- review of criteria such as equity, inclusivity, and other criteria important to the community.

## 3.0 Sport Fields

### 3.1 Sport Field Inventory

The District has sport fields on which a variety of sports are played, including soccer, field hockey, rugby and cricket, as well as ball diamonds for baseball and softball<sup>3</sup>. As part of school programs, the sports of ultimate and football also take place. Currently there are 17 District fields and 24 fields on the property of the Board of Education (see Appendix A).

The fields are located at 20 sites. A number of the fields are combined, with rectangular sport fields overlapping ball diamonds that have backstops. Where a ball diamond uses a soccer field as an outfield it is not counted as a separate field.

#### Field Types

The sport fields have four types of playing field surfaces:

- **artificial turf fields: 3 fields (including Rutledge):** unlimited play capacity in terms of weather (except for very heavy rain or snow) and time of day (lights allow evening play in winter).
- **sand-based grass fields: 15 fields:** designed for high use for a period of 5 to 10 years; in that period, the top 50 to 100 mm will revert back to soil (through accumulation of organic matter like clippings and leaves), subsequently changing the structural base closer to a soil-based field; drainage issues then develop and the field is prone to deterioration, requiring significant rehabilitation to maintain the same level of use.
- **soil-based grass fields, 12 fields;** limited in the amount of play they can receive and are subject to the most damage in wet weather; often unpleasant to play on in wet weather due to mud and splashing.
- **gravel surfaced all-weather fields. 11 fields;** can take almost unlimited play; generally more unpleasant to play and fall on than the other field types, especially in warm dry weather when they get very dusty.

Many of the grass fields have been designed to be both a playing field and a ball diamond. Typically the outfield overlaps the playing field, although in some instances the infield does intrude into the playing field area.

#### Field Size

There is a wide range of existing field sizes in West Vancouver. Most of the small to moderate size fields are located at schools. There are 10 rectangular fields large enough to support adult play; these are

---

<sup>3</sup> The term "softball" includes fastpitch (played by girls in the District) and slo-pitch (played by adults in the District).

located at Ambleside (Rutledge – formerly field A, and fields B, D, E, F), Klahanie (Upper and Lower grass fields, gravel field), and two of the secondary schools (Sentinel and West Vancouver Secondary).

A standard size competition soccer field in the Lower Mainland is 64 by 100 metres. In addition there is a need for a 4 metre sideline and a 5 metre endline safety zone around the field. This results in a total competition size soccer field dimension of 72 by 110 metres. Based on this dimension, the District and the Board of Education have seven fields that meet the minimum dimension for competition soccer, although the safety zones vary. In addition, there is Rutledge field, which is a competition size for field hockey at 54 by 91 metres plus run-outs.

The Klahanie fields, which are designated rugby fields, meet the minimum dimensions for rugby at 120 by 70 metres plus run-outs. The size of field for soccer and rugby has some flexibility for adult play and can be smaller for youth teams. However, each sport would benefit from official sized fields for proper skill development and championship play.

### **Field Quality**

The quality of sport fields is highly variable (see Appendix B). Most of the higher level fields have reasonably good grass or artificial turf surfaces, are well maintained, and have some access to amenities. In general, the fields located on the District's properties have reasonably good grass surfaces, with the fields at Hugo Ray and Ambleside parks standing out in terms of grass quality. Of the grass fields, the sand-based fields are in better condition despite their gradual conversion to soil-based fields.

Other fields are of poor quality, require upgrading and maintenance, and have few, if any, amenities. A few of the fields are of such poor quality (e.g., surface condition, drainage) that they are unusable for most of the season. Most of the grass fields on SD #45 properties are in an unsatisfactory condition. It is a common problem in the Lower Mainland that fields on school property are overused and under-maintained. The fields are used extensively by the schools during the day, and Board of Education maintenance budgets are minimal. The District has no control over school use, as scheduling for community use occurs only after 5 p.m. The poor condition at many of these fields is partly due to their age; many require reconstruction if they are to meet community sport needs.

## 3.2 Sport Fields Analysis

### Considerations Related to Rectangular Fields

An analysis was conducted on the condition and existing and potential uses of the fields in the inventory (see Appendix B). The following are some of the considerations related to the rectangular fields:

**Field size:** many of the fields in the inventory are smaller than the standard sport size. In some cases, there is space available for potential field expansion, and in other locations, such space is not available.

**Land base:** there is limited flat land in the District available for the development of new fields. New field development is possible only after extensive earthwork.

**Changing standards:** In 2007, the BC Soccer Association amended its rules by including U11/U12 in the minor soccer groups that play on smaller playing fields (55m by 75m plus safety zones) (see Figure 1). The motives behind this decision are that smaller fields provide better opportunities for player development. The U11/U12 recommended field size allows two games side by side on a standard or near-standard soccer field.

Age Group	Width (m) (min. - max.)		Length (m) (min. - max.)	
U6	18	22	25	30
U7/U8	20	25	30	36
U9/U10	30	36	40	55
U11/U12	42	55	60	75

**Figure 1: Recommended Field Sizes for Minor Soccer**

Source: BC Soccer Association

Upgrading some of the undersized fields in the District's inventory and using them for U11/U12 play (and for younger age groups) would free up time for older age groups on full sized fields.

**Weather:** there is significant rainfall throughout the year particularly during fall/winter (September to March) when many sports have their primary seasons. This leads to field closures and difficulties in maintaining quality grass surfaces. Grass is dormant in the winter, very early spring, the late fall, and during the hottest portion of the summer. Play on grass fields during these periods must be carefully managed as the grass will not recover from damage. Grass fields in general are limited to between 7.5 and 13 hours of use per week in the winter (when soccer use is higher), with most play on weekends, and are subject to closures due to rainy weather. Weather closures can result in a 15 to 20% loss of available program time in the average year.

**Increasing use and field quantity:** the increase in use, partly due to expanded programs, has increased the number of hours of play on the sport fields, which the current fields cannot accommodate. If soccer were to remain a fall/ winter sport and baseball and softball were to remain spring/summer sports, existing allocations would continue to be effective for maximizing the use of the facilities within the

District. However, sports such as soccer are quickly becoming year-round sports with different or new leagues (e.g., HPL, “High Performance League” for youth which begins in fall 2011) and other programs, such as soccer schools (see section 2.0). This is challenging the existing supply of fields, which will be partially addressed with the opening of Rutledge field.

**Lighting:** Field lighting greatly enhances the options for field use, especially during prime time hours. There are virtually no weekday daylight hours during the winter season “prime time” period of 5:00 pm to 9:00 pm. (54 hours per field for the entire period of October through March). Providing field lighting for natural grass fields does not increase the number of hours that can be played on them although it can shift the timing of use; overall, lighting grass fields is a large expense with minimal return. Lighting does enhance the amount of time an artificial turf field can be used as there are few limitations related to how often the surface is played on, and this is why artificial turf fields are almost always lit.

**Field quality:** the quality of some fields significantly limits use. The primary issues are poor drainage, lack of maintenance and over-use compromising the safety of surfaces. Participation in sport is higher when fields have quality natural grass or artificial turf surfaces, rather than gravel fields. The West Vancouver Field Hockey Club, for example, is expecting a 30 to 40% membership increase after the construction of Rutledge Field (formerly Ambleside A) into an artificial turf field with an international caliber specialized artificial turf field hockey surface. Given that this field will be a showcase for the sport, it is not unreasonable to have such membership expectations.

**Gravel fields:** there is a significant reliance on the all-weather fields in the inventory. While not preferred, gravel fields do provide options when grass is not available or when teams want additional practice times. Gravel fields can act as a discouragement to sport participation because their surfaces are hard and abrasive. In addition to being relatively unpleasant to play on, gravel fields cause extreme wear on gear and players tend to require additional cleats and balls.

**Grass field capacity:** natural grass fields will support differing hours of play depending on the age of the field, the type of field design/construction, the amount of maintenance, the type of sport, and the age of the players. Ultimate (light to medium touch), U8 soccer, cricket and other “light touch” sports do minimal to no damage. Softball and baseball also cause minimal grass damage because most of what would be damaging foot traffic happens on the skinned areas.

A soil-based grass field can typically withstand approximately 140 hours of use (a theoretical maximum of 7.5 hours per week) through the winter season of October through March if the following conditions apply:

- proper field design or upgrading / renewal of older fields to return them to proper field design,
- appropriate and adequate maintenance,
- proper recovery periods (as described below),
- field closures in wet weather, and
- reduced field use in cold or very hot weather.

This will vary greatly if all of the above conditions do not apply, as is the case for many of the District's fields.

A sand-based field can withstand about 60 to 70% more use in that same time period, or about 240 hours (or 13 hours per week) for the six winter months, because the higher permeability improves drainage and aeration of the root zone.

For the six summer months, a soil-based field can withstand about 230 hours of play and a sand-based field about 390 hours of play. Therefore, under proper circumstances, a soil-based field can withstand 370 hours of play per year and a sand-based field can withstand 630 hours of play per year.<sup>4</sup>

Most of the natural grass fields in the District are booked to their maximum capacity. The operations and booking staff work closely together on the schedules for each season, and on field allocations when relocations are required, e.g., fields are unavailable due to their condition, construction, etc. The booked hours vary significantly, with some fields receiving hardly any play due to their condition, and others receiving extensive play. Many of the school fields have limited capacity for community use due to the extent of school use. When fields receive more hours of play than recommended, the field surfaces decline and they require considerable repair and maintenance in the spring.

**Grass field management:** Grass rectangular field use must be carefully regulated during the soccer season (September to March) to ensure that they remain playable throughout the season. Play needs to be limited and occasional closures due to adverse weather conditions further reduce use. As a result, grass fields are not made available for soccer practices as they are used to their capacity on weekends for games. This limits practice time to artificial turf and gravel surfaces. Even if practice time was made available on grass fields, the lack of daylight hours during fall and winter evenings (when practice demand is highest) would be a significantly limiting factor.

**Grass field regeneration:** grass fields typically require two days per week of recovery time throughout the season, a one month recovery period during the spring growing season (April), and four one-week quarterly recovery periods to maintain the health of the grass surface. Down time for repairs and field recovery periods typically remove 15% of potential program time in addition to the 15 to 20% loss for bad weather.

**Damage from over-use:** this will occur if the hours of play are not limited no matter how much maintenance is applied. Over-used fields can become poor quality fields after only a few weeks, leaving users with potentially unsafe conditions. These fields then need a much longer time for surface recovery in summer, and this is becoming more difficult with the increasing popularity of summer field sport programs.

---

<sup>4</sup> This is consistent with results from a Washington State University study.



**Maintenance procedures:** grass fields need regular turf maintenance to achieve healthy grass and good drainage that will support sports use over the long term. This includes frequent mowing, regular aeration and top dressing.

**Artificial turf fields:** The construction of the artificial turf playing fields at Ambleside Park was a great benefit to the sport field user groups. It provided them with playing surfaces that could withstand unlimited play under almost any weather condition and remain in safe and high performing conditions with less maintenance than grass fields.

**Artificial turf field capacity:** Assuming every weekday evening (from 5:00 to 10:00 pm) and both weekend days (from 8:00 am to 10:00 pm) are booked, an artificial turf field can supply 1,370 hours of playing time in a six month winter period; this is a minimum based on prime time demand, since there can also be daytime use mid-week. This capacity represents the equivalent of over five sand-based grass fields (see Figure 2). Most Lower Mainland municipalities are actually getting about five times the use out of a single artificial turf field compared to a typical grass field.

**Comparison of Costs and Benefits of Artificial Turf:** Using the District’s scheduling data for 2009 (see Figure 4), and assuming that April and November each reflects the use in the spring and fall/ winter seasons respectively, the artificial fields are used about five times as much as grass fields. Figure 2 provides a high-level capital and operating cost comparison of one artificial turf field and five sand-based fields. All values are approximate.

Criteria	One Artificial Turf Field	Five Sand-based Fields
Land Required	1 hectare	5 hectares
Construction	\$2.5 million	\$3.0 million (\$600,000 per field)
Annual Maintenance Cost	\$14,000 – crumb rubber top-up, blowing leaves, debris removal, etc.	\$125,000 (\$25,000 per full size field) – aerating, fertilizing, overseeding, burning lines, sand, etc.
Replacement Cost	\$100,000 (annualized over 10 years)	Replacement cycle is long if fields are well maintained
Benefits	All-weather play, safety, high quality surface	Preferred by some elite players, cooler in the summer
Challenges	Turf replacement in 10 years	Weather cancellations; ongoing maintenance costs to keep fields in good condition

**Figure 2: Costs of Artificial Turf and Sand-based Fields**

The capital and maintenance costs of these two options are comparable. For West Vancouver, where the land base is so limited, the additional land required to achieve similar results with the sand-based field option makes a case for artificial turf.

## **Considerations Related to Ball Diamonds**

The issues with the delivery of fields for ball field users are different from those experienced by rectangular field users. An analysis was conducted on the condition and existing and potential uses of the fields in the inventory (see Appendix B). The following are some of the considerations related to the ball diamonds:

**Field quantity:** Baseball and softball youth players are generally satisfied with the quantity of fields in the District, and there is no need to limit the playable hours in order to protect the grass surfaces. This is partly because these are “light touch” sports and also because the season of play is spring and summer, which is the growing season. Because youth baseball and softball have had generally static memberships in recent years and significant change in ball sport participation is not expected, the number of facilities is not a major issue. Slo-pitch, which is played only by adults in West Vancouver, is increasing in popularity and suffers from a lack of sufficient adult-sized fields.

In the District of West Vancouver, many rectangular fields have ball diamonds overlapping them, and those fields become baseball fields between April and June. This maximizes the use of the available land for the benefit of different field sports.

**Field quality:** All baseball and softball user groups are concerned about the quality of the fields, e.g., drainage of the field and the skinned areas. Baseball diamonds require considerable maintenance at the beginning of each season to bring them into playing condition, with some assistance often provided by Little League.

**Infrastructure:** a primary concern of the ball groups is the quantity and quality of the infrastructure. The most critical gap is access to washrooms. Most baseball diamonds lack basic amenities like washrooms. Other concerns include: quality of backstops, and lack of concessions and batting cages, all of which improve the quality of play and the sport experience. School fields, for example, have few, if any, amenities. Adult softball players are particularly interested in better amenities, because they have higher expectations in terms of their sport experience.

**Type of ball diamond:** Little League baseball and softball use different diamond configurations. Little League uses a mound and softball does not. There are also variations in preference for skinned vs. grass infields, with softball preferring skinned infields. Little League baseball is played on three different field sizes to accommodate the needs of different age groups, commonly referred to per the distance between each base, 60 feet, 80 feet or 90 feet.

**Season of Use:** Baseball and fastpitch are played over a short, three-month season from April to the end of June although some pre-season time would be desirable for skill development (currently primarily indoors) and practices. Within that time frame, all games and practices, including rain-outs, must be completed for Little League and fastpitch (adult slo-pitch has a longer season). Unlike most other field sports, baseball does not get played in the rain, so rained-out games must be re-scheduled.

## **Opportunities and Constraints Related to Potential Field Improvements**

As a component of future planning, it is important to determine where there may be opportunities to increase capacity on sport fields. The following are some opportunities and constraints related to the existing sport fields:

**Rutledge:** this new field will offer extensive new capacity, primarily for field hockey and soccer, with lights until 10 pm like the existing artificial turf fields.

**Ambleside B:** there are opportunities to improve this field to address the conflict between soccer and baseball. Interest has been expressed in artificial turf on this field, however there are constraints related to lights (there no lights on the field now and lights may generate opposition in the community), and with regard to access and parking, which may reach their capacity at Ambleside with the new Rutledge field.

**Ambleside D and E:** these fields will require new artificial turf surfaces within the next few years. Two different surfaces could be considered to cater to different uses.

**Ambleside G:** Little League is interested in converting this 80' diamond to a 60' diamond for better ease of access for players and visiting teams, parking, better size of field, ability to incorporate field amenities, and to give Little League more visibility (leading to more players and spectators) within in the community.

**Ambleside H:** it is desirable to have a fence during soccer season on the side near the pond to keep balls on the field. It is possible to use the baseball outfield fencing when not in use during baseball season (April through June), as this field is most actively used from September to March.

**Ambleside Fieldhouse:** the sport groups would like a larger fieldhouse at Ambleside, however there are structural and other issues related to expanding the existing fieldhouse. There could be opportunities for potential partnerships in the future with the Ambleside Youth Centre or the SPCA.

**Cypress Falls Park:** opportunity for upgrading and expansion to accommodate U11/U12 soccer.

**Eagle Harbour:** opportunities exist to improve the west ball diamond.

**Hugo Ray:** there are opportunities to reconfigure field(s) at Hugo Ray to accommodate baseball and possibly slo-pitch, as well as continuing to accommodate cricket, soccer and occasionally field hockey.

**Klahanie:** rugby would like to improve the gravel field, potentially with artificial turf; however issues of access and parking need to be resolved first.

**McGavin:** located on Cypress Bowl Road, this is an additional artificial turf field yet to be developed; the site is completed to rough grade as a condition of development in the area. When completed, this field

could support soccer and other field sports, including a potential ball diamond in addition to the rectangular field.

**Pauline Johnson:** this field would benefit from washrooms in the future.

**Ridgeview East and West:** these fields will require upgrading in the future as the drainage and grass surface are in poor shape.

**Rockridge:** this field will require upgrading in the future as the surface is in poor shape. It is too small to be a candidate for artificial turf.

**Sentinel:** there are opportunities to improve the very poor drainage and to acquire moveable rugby posts, since the rugby posts conflict with softball. This field has potential for being upgraded to artificial turf in the future. It is on a minor winding bus route; vehicular access and parking are good.

**West Vancouver Secondary:** this field has potential for being upgraded to artificial turf in the future. It is on a bus route but parking can be challenging, i.e., if there is an event at the Kay Meek Theatre, there may not be enough parking at this site for an artificial turf field.

**Collingwood School (Private):** this school has two campuses in the District. The Wentworth (elementary school) campus has a very small field which is being converted to artificial turf (without lights) in the summer of 2011. The Morven high school campus, located adjacent to Ed Anderson field, has a practice field used mainly for rugby.

The long-term plan is to convert that field to artificial turf. Collingwood School currently rents space at Ambleside for their soccer and field hockey teams, and has a relationship with the Rugby Club for access to Klahanie. There may be opportunities in the future for increased partnerships with the District for weekend practices for small children on the Wentworth field, and weekend use of the Morven field.

**Mulgrave School (Private):** this school has one grass unlit sport field serving 750 junior, middle and high school students. The field is used heavily during the week until 5:00 pm for physical education classes as well as rugby and soccer. If the condition of the grass can tolerate more use, the field is sometimes rented to community or other groups on weekends. Those groups get access to the school washrooms and a custodian stays on site. The field is a moderate size and not large enough to support adult play.

Mulgrave School is planning to convert the field to multi-purpose artificial turf by 2013, with infrastructure including bleachers, lights, and a sport building with washrooms. There may be opportunities in the future for increased partnerships with the District for the new Mulgrave field as well as with McGavin field, which is located near Mulgrave School.

## 4.0 Field Sport User Groups

### 4.1 Existing Field Sport User Groups

There are eight primary groups involved in field sports in West Vancouver, excluding school groups (see Figure 3). According to the District-based sport groups, approximately 4,300 of their active members are District residents. Some portion of this number represents users who are registered in more than one sport, so the actual number of District citizens in sport is less. There are also more than 1,500 coaches, sport officials, and managers. Supporting the active participants are parents, families, and friends. Thus the citizens associated with field sports may represent up to 25% of the District's population. The District of West Vancouver has a long successful history of supporting the efforts of community sport groups through the provision of sport fields.

### 4.2 Field Sport User Groups- Analysis of Needs

*"Most groups are generally happy with their facilities, desire for improvements come from concerns about safety, access, and the desire to meet increased demand and to remain competitive with sports in other communities."*

Figure 3 provides a summary of the groups and their membership, challenges, trends, and needs/preferences for sport fields in the future.

SPORT GROUP AND MEMBERS	AGE AND % WEST VAN	CHALLENGES AND TRENDS	GROUP NEEDS/PREFERENCES
<b>West Vancouver Field Hockey Club</b> 2,500	6 – 70+ 40% DWV	<b>Challenges:</b> No regulation field (before Rutledge); Need to increase practice: game time ratio <b>Trends:</b> Expansion of July to March season; Increased participation – adults, junior males; Alternate funding opportunities	<b>Short term:</b> Rutledge will meet most needs, resurfacing Ambleside E, expanded fieldhouse <b>Long term:</b> another artificial turf surface suitable for field hockey in 8 – 10 years on the North Shore
<b>West Vancouver Soccer Club</b> 2,160	5 – 18, U21, plus 5 adult teams 95% DWV	<b>Challenges:</b> Current artificial turf at D & E have deteriorated, need renewal in next few years Ambleside H and Ridgeview in bad condition <b>Trends:</b> Primary season is Sept – March; Expansion of July to March season; HPL League starting plus Club, Metro	<b>Short term:</b> resurfacing Ambleside D and E, expanded fieldhouse; new artificial turf field by 2014, Ambleside H and Ridgeview improvements <b>Long term:</b> another artificial turf field in 8 – 10 years

SPORT GROUP AND MEMBERS	AGE AND % WEST VAN	CHALLENGES AND TRENDS	GROUP NEEDS/PREFERENCES
<b>West Vancouver Cricket Club</b> 170	115 adults and 55 youth 20% DWV	<b>Challenges:</b> practice facilities; lack of storage space <b>Trends:</b> 20/20 cricket increasing in popularity worldwide; anticipating growth from 5 to 6 teams	<b>Short term:</b> new sight screens, fencing on Hugo Ray 3 and 4; expanded fieldhouse, relocation of batting cages and batting strip
<b>Capilano Rugby Club</b> 785	Mini rugby 4-11 U12 – U17 plus adult men & women 40% DWV	<b>Challenges:</b> access and parking <b>Trends:</b> play mid-Aug – May; raising funds for fieldhouse renovation; new 7/7 game may increase registration and summer play	<b>Short term:</b> move stadium field 15 m to west <b>Long term:</b> artificial turf; add lighting; increase parking
<b>Adult Slo-pitch</b> 475	19+ 40 mens and co-ed teams 25% DWV	<b>Challenges:</b> lack of appropriate fields limits registration (losing some to NVan); lack of washrooms <b>Trends:</b> currently run through DWV Community Services, will become independent by 2012; interest is increasing	<b>Short term:</b> access to more adult-size fields; washrooms at all fields <b>Long term:</b> more fields with lights
<b>Cypress Park Little League</b> 320	5 - 18 100% DWV	<b>Challenges:</b> drainage at Cypress Falls Park field <b>Trends:</b> registration is affected by demographics (stable/declining), raised money for facility improvements	<b>Short term:</b> improve drainage at Cypress Falls Park field <b>Long term:</b> improve infield at Eagle Harbour
<b>West Vancouver Little League</b> 320	5 - 18 100% DWV	<b>Challenges:</b> Ed Anderson field is under-sized and difficult for early season play; no seating at Pauline Johnson; lack of concessions and washrooms <b>Trends:</b> registration is affected by demographics (stable/declining)	<b>Short term:</b> replace Ed Anderson as the primary field for older age groups; improve Ridgeview
<b>North Shore Girls Fastpitch Association</b> 675	6 - 19 30% DWV	<b>Challenges:</b> quality of facilities – drainage at Sentinel, lack of washrooms <b>Trends:</b> merged with North Shore group	<b>Short term:</b> improve drainage at Sentinel field <b>Long term:</b> lights at Sentinel field

Figure 3: Field Sport Groups

*“Sport is an essential component of the health and vitality of our local and wider community. A solid program for the development and maintenance of proper facilities will ensure that the youth and adult members of our community will have a lasting chance to enjoy this experience.”*

In addition to requirements related to the fields, the sport groups are affected by scheduling considerations, some of which are as follows:

**Prime time:** the hours of 6pm to 9 pm on weekdays are considered “prime time”, possibly extending until 10pm for adults. Busy lifestyles and two-income households make this the only weekday time slot when an adult user or an accompanying parent can attend or transport youth to a practice or a game.

**Practice to game time ratio:** most teams practice one hour per week. At older and more competitive levels, there is demand for two or even three practice times per week; for soccer this can begin at age 11. Adult leagues such as slo-pitch do not have time scheduled for practices.

**Increased demand:** demands for practice time and skill development have been steadily increasing, making it challenging to accommodate all requests.

**Seasonal overlap:** in March, the soccer season is finishing, and field hockey and baseball seasons are starting. Some soccer teams continue into play-offs and they request additional practice time, however the capacity to accommodate them is limited due to the spring season sports schedules. In the past, this situation has been resolved through communication and flexibility by all parties.

**Season creep:** both soccer and field hockey are extending their seasons. For instance, HPL, led by Soccer BC, offers a new level of competitive opportunities for soccer players; the season is November to July instead of the traditional soccer season of September to March. This and desire by some groups to play all year place additional demands on facilities.

**Lights:** the lack of lights on many fields is a concern for adult soccer teams, since weekday evenings are used for practice and development camps for youth teams, and adults often play after the youth. Lights can only be justified on artificial turf or gravel fields.

## 5.0 Sport Field Allocation

### 5.1 Allocation of Sport Fields

The District and the Board of Education make effective use of the sport fields through a joint use arrangement. As part of this arrangement, the District maintains the sport fields at a minimal cost to the Board of Education. The District schedules community use on most school fields after 5 pm, and retains the Field Usage Fee. Before 5 pm, Board of Education fields are used by schools. Some school fields are scheduled minimally or not at all. For example, Rockridge is highly used by the school and is not in good shape; West Vancouver Secondary also has heavy school use, though the field is in better shape generally. As a result, neither field was scheduled for community use in the 2010/ 2011 season.

A policy to guide the allocation of sport fields was prepared through research by the Community Sport Working Group in 2008, with input from sport field users and research into other jurisdictions. Previously, past booking practices were used to allocate sport fields. Because the volume and diversity of users had grown, along with competing expectations for sport field facility access, a formal approach to sport field booking via a written policy was considered appropriate.

The purpose of a formal field allocation policy is to provide direction on:

- Provision of access to sport field facilities that balances demand with access and equity.
- Optimum and appropriate use of the sport field facilities.

To achieve this, the policy addresses the following areas:

#### Priority

Priority for field booking to consider, in order of priority:

1. District of West Vancouver or Board of Education events
2. West Vancouver Youth (in season sports)
3. North Shore Youth (in season sports)
4. West Vancouver Adult (in season sports)
5. North Shore Adult (in season sports)
6. Commercial/ other



*The order of 3 and 4 could change*

#### Booking requests

- A procedure is used to determine field booking requests, including applications and deadlines, as well as meetings with field sport groups to resolve scheduling conflicts.
- Efforts are made to ensure that new requests are accommodated.



## Residency

- The Working Group did not favour a residency requirement, but suggested, in order to determine priority as noted above, that “North Shore Youth” means team or sport association comprised of West Vancouver and North Vancouver members with an equitable number of West Vancouver members. This reflects the strong view that youth should have priority over adults in access to sport fields.

## Cancellation Policy

- One week notice for cancellations for a full refund.
- Less than one week notice, if the Scheduler fills the slot, a refund will be made.

## Fields

- Grass fields allocated for games only.
- All-weather and artificial turf can be booked for practices and games.

## Other Considerations

- Past performance including adherence to conditions of field use agreement.
- Schools will have priority booking on Board of Education fields.
- District of West Vancouver will have priority over municipal fields.

## 5.2 Sport Field Allocation Process

*“Every spring is a scheduler’s nightmare, with over 130 teams looking for practice and game time. There never seem to be enough hours available on the fields.” – Field Sport Group*

The existing scheduling and field allocation process was developed by the Community Sport Working Group in 2008. The process of sport field allocation involves the following steps:

- Twice a year, sport field groups submit a request identifying the schedule of times that they would like to book for each field,
- District staff compile the requested schedules and prepare a preliminary master allocation schedule for each field,
- District staff meet with the groups to review the preliminary schedule and adjustments are made as required.

The CLASS software program is used to manage the schedule. This helps with the process, eliminates potential issues such as double-booking, and provides the ability to generate reports so that use patterns can be analyzed.

Artificial turf fields are allocated to their capacity. When a cancellation occurs on an artificial turf field, District staff strive to fill the slot based on their understanding of demand and, in some cases, a waiting list. In addition to the community groups, there are occasionally commercial interests wanting to book fields.

Grass fields are allocated based on the capacity of each field to support play, allowing for “rest” periods for grass restoration, and limiting use when the grass is dormant. In order to maintain grass quality and field playability, there are certain limitations that have to be applied in wet weather on grass fields, e.g., play must not occur when there is standing water on the field or during heavy rain. Groups are expected to notify District staff of weather cancellations, and they are credited for the field time. The District inspects all fields on Fridays. Generally, staff try to minimize the booking of school fields since their condition can be unpredictable.

The typical allocation schedule, except for fields without lights in fall and winter is as follows:

- 3:30 to 5:00 pm weekdays – school use,
- 5:00 to 7:00 or 8:00 pm weekdays – youth,
- 7:00 or 8:00 to 10:00 pm - adults.

Generally sport groups are allocated one game per week per team at each age level. Youth groups and some adult groups also schedule at least one weekly practice although there is consistent pressure for more. Games are generally held on weekends and practices are held during the week.

### ***5.3 Analysis of Sport Field Allocation***

The District works hard to ensure that sport fields, especially the high level ones, are being used as efficiently as possible, without being over-used. There are two seasons of use: fall/winter and spring/summer. The allocation schedules in April and November 2009 were used to calculate the amount of use on the artificial turf fields compared to the other fields in the District. Figure 4 illustrates average monthly use for each of these seasons based on 2009 data (in 2010 some key fields were closed for construction). These hours do not include the daily use of the Board of Education fields by school classes and Varsity teams.

In April, the artificial turf fields received 253 hours of use each. The average amount of use for the other fields was 125 hours, or half the amount of use. In November, the average use was 571 hours for each artificial turf field, and 45 hours for each other field. In this case the other fields were used about 8% of as much as the artificial turf. The seasonal variation can be accounted for by the fact that in winter,

grass fields are closed more often due to weather conditions, and in spring, baseball and softball use grass fields extensively. Diamond sports also require more hours per game than sports like soccer or field hockey.

### Capacity and Use

The prime time capacity of an artificial turf field and the amount of use in the District are very different. Assuming sport use every weekday evening and both weekend days, an artificial turf field can supply up to 1,370 hours of playing time in a six month winter period (see "Artificial turf field capacity" in section 3.2). In the District, using November as a typical winter month, each field is booked for about 3,400 hours over the same six-month period. There are several patterns of use that can help to understand this apparent discrepancy:

- two or three teams are often booked on the fields for practice at the same time (owing to demand), and during these times each hour of field use can be counted as up to three hours, one for each team,
- there is early morning use during the fall, and
- Sentinel Soccer Academy uses the fields during non-prime time.

The actual use in the District on artificial turf fields is therefore about 2.5 times the prime time capacity, as described above.

### April 2009 Allocation

Field / Hours	Adult Sloplich	Baseball	Cricket	Field Hockey	Senior Sloplich	Soccer	Softball	Special Events	Ultimate Frisbee	Total
Ambleside North Diamond		167.0			5.0					172.0
Ambleside South Diamond		158.0								158.0
Ambleside A gravel						7.5		120.0		127.5
Ambleside D artificial				119.0		131.0			7.0	257.0
Ambleside E artificial				125.5		116.5			7.0	249.0
Ambleside F grass								19.0		19.0
Ambleside H gravel						43.0		19.5		62.5
Ambleside I grass								10.0		10.0
Caulfield	25.5	4.0								29.5
Cedardale	26.5	18.5								45.0
Cypress Park Falls		146.5								146.5
Cypress Park		118.0								118.0
Eagle Harbour grass		144.0							16.0	160.0
Glenmore Park		112.5								112.5
Hollyburn							78.0			78.0
Hugo Ray Park			84.5	25.0						109.5
Pauline Johnson	51.0	62.0				8.0				121.0
Ridgeview		138.0				12.0				150.0
Rockridge	6.0	17.0								23.0
Sentinel	1.5					1.5	130.5		2.0	135.5
West Bay	25.5									25.5
<b>Total</b>	<b>136.0</b>	<b>1,085.5</b>	<b>84.5</b>	<b>269.5</b>	<b>5.0</b>	<b>319.5</b>	<b>208.5</b>	<b>168.5</b>	<b>32.0</b>	<b>2,309.0</b>

## November 2009 Allocation

Field / Hours	Field Hockey	Flag Football	Lacrosse	Soccer	Total
Ambleside A gravel				50.0	50.0
Ambleside B grass				12.0	12.0
Ambleside D artificial turf	13.0			276.0	289.0
Ambleside E artificial turf	10.0	8.0	20.0	256.0	294.0
Ambleside F grass				22.0	22.0
Ambleside H gravel				73.0	73.0
Caulfeild gravel				13.0	13.0
Chartwell gravel				2.5	2.5
Cypress Park grass				24.0	24.0
Eagle Harbour grass				27.0	27.0
Gleneagles gravel				3.5	3.5
Hollyburn grass				9.0	9.0
Hugo Ray Park grass field (s)				43.5	43.5
Irwin Park gravel				10.5	10.5
Pauline Johnson grass				25.5	25.5
Ridgeview grass				11.5	11.5
Ridgeview gravel				15.0	15.0
West Bay gravel				63.5	63.5
Westcot grass				19.5	19.5
<b>Total</b>	<b>23.0</b>	<b>8.0</b>	<b>20.0</b>	<b>957.0</b>	<b>1,008.0</b>

Figure 4: Sport Field Allocation in November and April 2009

In the spring, the highest use of sport fields is by baseball, with over 1,000 hours booked in April. The high numbers for baseball are a result of the game taking longer than the one or 1.5 hours of soccer or field hockey games, and the need to have time for make-up games in the event of a rain-out. Slo-pitch and softball together are responsible for about 340 hours of use. The next highest users in the spring are soccer and field hockey, with about 320 and 270 hours respectively. Once the baseball season is over in June, slo-pitch use increases.

In the fall and winter, soccer is responsible for about 90% of the hours booked. Other use is by field hockey, lacrosse and football. With the introduction of Rutledge field, there will be a significant increase in field hockey use year round. The draft schedule for Rutledge field includes over 100 hours per month allocated to field hockey.

Generally the allocation process is working well, partly as a result of the following accomplishments:

**Community Sport Working Group:** this group formalized the existing field allocation policy and practices, and began the regular meeting of field sport groups.

**Field Sports Forum Working Group (FSFWG):** the establishment of this group has made a significant difference to the level of communication and collaboration related to the booking, use and management of sport fields.

**Sport user group meetings:** coordination meetings among all of the sport field user groups, facilitated by the Working Groups, have helped the allocation process become more transparent.

**Inter-sport cooperation:** there was a history in the District of competition between certain sport user groups. More recently the groups have begun to cooperate with each other, recognizing that this approach can benefit everyone. For example, soccer and field hockey groups worked together on a proposal for the new artificial turf field at Ambleside and received a large grant partly because of their demonstrated cooperation. The two groups have a Memorandum of Understanding which includes an allocation schedule for Rutledge field.

**Communication:** the sport field user groups, the District, and the Board of Education have worked hard at improving communications, and have witnessed some significant accomplishments in that regard.

Some challenges related to field allocation continue to occur:

- Some groups do not always inform the District of cancellations, resulting in the inability to book another group on the field (the group is charged for the field, but the field remains empty).
- Adult slo-pitch needs to wait until the Little League season is over to gain access to some ball diamonds.
- The change-over between Little League and Slo-pitch groups at 7:00 pm is not always smooth, e.g., adult groups may grow impatient waiting for youth to complete their practices.
- There are challenges managing use on school fields since the District is typically unaware of use scheduled by the schools.
- Adult slo-pitch groups like to combine socializing with their games. This can be challenging for the neighbourhoods surrounding the fields.
- Seasonal overlap in March can be challenging, as soccer is finishing playoffs, while field hockey and baseball/ softball seasons are beginning.
- There is continued pressure for additional practice time.

Some of the challenges regarding access to field time have been resolved via good field allocation practices, however allocation alone cannot overcome all of the challenges, e.g., short playing seasons, poor field conditions, and winter conditions. With field sports taking a more professional approach to their activities, as well as the consistent interest in field sport in West Vancouver (especially increased interest in soccer by girls and adults), it is anticipated that demand for field time and hence allocation challenges will continue to increase.

## 5.4 Field Use and Rental Fees

Fees for the use and rental of sport fields are established in the District by the Consolidated Fees and Charges Bylaw No. 4414, 2005, Schedule 11 – Parks and Community Services, and Schedule G of Schedule 11 – Field User and Rental Fees. This was updated by Amendment Bylaw No. 4669, 2010.

The hourly fees are as follows:

Type of Fee	Commercial Rate - Adult	Commercial Rate - Youth	Non-profit Rate - Adult	Non-profit Rate – Youth
Usage Fee for all groups using sport fields	\$10	\$10	\$10	\$10
Rental of Grass Fields	\$55	\$35	No charge	No charge
Rental of All Weather Fields	\$45	\$24.50	No charge	No charge
Rental of Artificial Turf Fields	\$78	\$58	\$39	\$29

There is a charge of \$150.00 per field drag on all-weather fields.

The user and rental fees are reviewed annually.

## 6.0 Recommendations

### 6.1 Basis for the Recommendations

*"When I visited Fastpitch facilities in North Vancouver and Burnaby recently, I came to realize how inferior our facilities are."* – North Shore Girls Fastpitch Official

*"There is currently a gap between U18 and adult players which we are addressing in accordance with Sports for Life commitments."* – West Vancouver Soccer Club

This brief summary of the analysis provides the basis for the recommendations:

- **Field Values:** All of the District's fields have value, including and beyond use for field sports.
- **Collaboration:** The Field Sport Forum Working Group has been extremely successful in bringing the field sport groups together and working collaboratively.
- **Participants:** Field hockey and soccer have the highest number of participants, offering many benefits to the community, and registrations in both are expected to increase.
- **Artificial Turf Benefits:** Artificial turf provides the highest benefits in relation to costs for field hockey and soccer (see Figure 2).
- **Grass Field Quality:** Many of the existing grass fields have deteriorated significantly and they are in need of enhanced maintenance or rebuilding.
- **Playing Seasons:** The playing seasons for sports with high player registration like soccer and field hockey are extending beyond traditional seasons, creating more demand for field time.
- **Adult Play:** More adults now play field sports which also adds to the demand.
- **Level of Play:** A more professional and higher level of play is resulting in a need for more practice time and better quality facilities.
- **Practice Time:** The demand for practice time and skill development is increasing.
- **Longer Bookings:** Longer warm-up times to reduce the risk of injury are resulting in longer game and practice time bookings.
- **Supply and Demand:** The current field inventory is not meeting demand as hours of use are at, or in the case of artificial turf in excess of, the capacity.
- **Prime Time Demand:** The availability of sport fields during prime time is barely meeting the current demand and will unlikely meet the future demand.
- **Comparison Facilities:** Field facilities around Metro Vancouver continue to be built or improved, leading to a desire by local teams to train and play on similar quality facilities.
- **Infrastructure:** Many fields do not have adequate access to washrooms or other infrastructure such as storage.

## 6.2 Broad Recommendations

The recommendations have been developed to enhance the opportunities and address the challenges, considering financial opportunities and limitations.

1. Retain all fields in the West Vancouver field inventory. Fields have a variety of functions, including: community use for sports, school use, informal neighbourhood gathering and use, and visual values as open green space. In consideration of these functions, the minimal costs of retaining these fields, and the challenges to developing new fields in West Vancouver, it is considered important to retain all of the existing fields.
2. Extend the mandate of the Field Sport Forum Working Group to facilitate ongoing dialogue and collaboration regarding field sport in West Vancouver.
3. Recognizing that the District's investment in sport fields is similar to its investment in other major assets, ensure that sufficient resources are available directly and indirectly (e.g., by working with field sport groups) to meet and maintain field infrastructure needs over the next ten years, and work with field sport groups on funding opportunities to support these recommendations.
4. Address (the District) requests for storage on a case by case basis with a view to consistency and fairness. Conduct a review of all storage at all fields in 2012. Adopt the principle that storage at fields will be for game-essential equipment **only** (e.g., nets, corner flags, goals, whiting, field grooming) unless otherwise agreed upon in writing.
5. Constantly monitor funding opportunities and opportunities for collaboration with field sport groups.
6. Review and update this plan every two years to ensure relevancy and so it is a "living" document.

## 6.3 Field Options and Recommendations

### Artificial Turf

7. Continue (the District) to monitor opportunities for additional artificial turf fields, in conjunction with field sport groups and the Board of Education, taking into account local demand and balancing the needs of the community. Field sports anticipate the need for an additional artificial turf field within the next 2 to 3 years. The possibility of evening and weekend use of the artificial turf fields proposed by Mulgrave and Collingwood schools should be considered.

Desired characteristics for future artificial turf fields include: sufficient parking, good ingress/ egress, proximity to existing facilities to take advantage of existing infrastructure, ability to include field lighting to accommodate evening use in winter and multi-use capacity. New artificial turf fields should be multi-use.

The following steps are recommended:



- Establish a timeline to develop an additional multi-use artificial turf field to meet demand from field sports. Potential locations include:
    - McGavin Field (on Cypress Bowl Road) – this field has been built to rough grade as a condition of development, but final configuration and completion date have not been set.
    - Fields at a local high school, such as West Vancouver Secondary or Sentinel Secondary; interest has been expressed by the West Vancouver Board of Education.
    - 'B' Field at Ambleside.
8. When it is time to resurface Ambleside fields D and E, the sport groups have indicated that they would like to see a soccer-preferred AT specification that is suitable for adult game level soccer on Field D, while on Field E they would like to see a soccer-preferred AT specification which is also usable for field hockey and other sports. Final specifications should be made in consultation with field sport groups.
  9. Continue to pursue partnerships and fundraising in collaboration with field sport groups; the experience of Rutledge Field is a basis upon which to model future partnerships.

## **Ball Diamonds**

### **Little League (West Vancouver Little League/ Cypress Park Little League)**

10. Work with Little League and Cricket to assess the feasibility and cost to construct a ball diamond at Hugo Ray Park, on the northeast corner of field 2. This site offers washrooms and parking. First preference is for an 80' diamond, second preference is for a 60' diamond. Discussion with Cricket should take place over the next two years as either diamond configuration affects Cricket's field of play; Cricket has been supportive of these discussions. There is potential for sharing other facilities, like batting cages, between Little League and Cricket. This would allow the existing undersized ball diamond at Ed Anderson (Glenmore Park) to be used by younger age groups.
11. Improve the west ball diamond at Eagle Harbour Field.
12. Consider converting the 80' diamond at Ambleside to a 60' diamond in order to give higher profile to Little League and promote participation at younger ages; this is strongly supported by Little League. However, doing so would require a replacement for the 80' diamond.
13. Work with Cypress Park Little League and West Vancouver Little League to enhance access to the two existing batting cages.

### **Softball: Girls' Fastpitch and Adult Slo-pitch**

14. Work to ensure that there is continued opportunity in West Vancouver for Girls Fastpitch, now played at Sentinel diamonds and Hollyburn field.
15. Work with adult slo-pitch to improve community interaction and opportunity for adults to participate in this very popular springtime adult sport.

16. Explore the possibility of including a large ball diamond on McGavin Field during the planning phase for the completion of this project.

### **Grass and All Weather Fields**

Consider the following recommendations to address safety and playability on grass and all weather fields, listed in order of priority, recognizing that the District will need to set aside sufficient funds over the next 10 years for these projects. Funding partnerships with field sport groups are also considered essential to achieve many of these recommendations.

17. Prepare an implementation strategy to refine priorities and estimated costs, and work with field sport groups and the Board of Education to identify potential funding sources for the following field improvements:
- Rebuild or upgrade Ridgeview Field, Ambleside 'F' Field, Sentinel Field, Rockridge Field, Pauline Johnson Field, West Vancouver Secondary Field and Klahanie Fields.
  - Acquire more access to gravel field at Klahanie for sports other than rugby on evenings and weekends.
  - Add fencing to Ambleside H Field on the side near the pond to keep balls on the field, considering opportunities to share portable fencing with baseball groups.
  - Rebuild or upgrade fields at Eagle Harbour, Cedardale, and Hugo Ray.
  - Re-orient the wicket on Fields 3 and 4 at Hugo Ray Park to a north-south orientation rather than the current east-west orientation. Cricket has offered to fund this work.
  - Install fencing on the east side of Fields 3 and 4 at Hugo Ray Park.

### **Buildings and Ancillary Facilities**

18. Add washroom facilities at high-use fields or ensure existing facilities are available to the public:
- Ensure that any new sport fields have public washroom facilities as part of their development.
  - Work with the Board of Education to identify sites with potential for small, external washroom buildings to be developed in partnership with field sport groups.
  - Upgrade the public washrooms at Hugo Ray Park, and work with local field sport groups to improve the use of the change room area.
  - Work to ensure washrooms at Klahanie continue to be accessible to the public.
  - Consider options for expanding fieldhouse space at Ambleside, potentially in collaboration with other groups managing buildings in the park, e.g., Ambleside Youth Centre.

## **6.4 Infrastructure and Maintenance Practices**

19. Establish and implement maintenance standards for the following, so that resources are used as effectively as possible:
  - irrigation and drainage,
  - artificial turf fields,
  - tree management on grass fields to address excessive shading and related issues,
  - cultural practices including aeration, top dressing, overseeding.
20. Continue to work with West Vancouver field sport groups to identify and address infrastructure needs for sport fields. Consider developing a process to establish an infrastructure improvement fund, and to identify and implement small capital improvement projects, e.g., at semi-annual meeting, through the Field Sport Forum Working Group.
21. Continue (the District) to provide an established level of maintenance to all sport fields. Any additional maintenance that the field sport groups feel is required can be provided by these groups, provided the District is aware of and approves of such maintenance. A procedure to support this will be established by the District in collaboration with the field sport groups.

## **6.5 Scheduling**

22. Review the scheduling and field allocation process every two years in conjunction with the Sport Field Master Plan review.
23. Make the following minor modifications to the scheduling and field allocation process:
  - The scheduling/ allocation practice applies to all field sports, except in instances where significant funding is contributed by an individual sport(s) and a written agreement is in place with the individual group(s), which is approved by Council, e.g., per Rutledge Field.
  - Continue to give priority to “in-season” sports, recognizing the definition of “in-season” is becoming wider and there may need to be occasional adjustments determined in consultation with field sport groups.
  - Youth continue to have priority over adults for the purpose of scheduling, however as sports and leagues evolve, there may be cause to review these issues on a case by case basis.
  - For scheduling decisions at springtime, camps at spring break, and long weekends and tournaments: staff will invite representatives from affected field sports to participate in the scheduling reviews and decision-making meetings. These meetings take place a minimum of twice per year, in May/ June for fall scheduling and in February for spring scheduling.
  - Work with all diamond sports to ensure best allocation and availability of diamonds; block booking is discouraged. Compensate by finding a way for rained-out games to be easily and

quickly rescheduled since, unlike most other field sports, baseball and softball cannot be played in the rain.

## **6.6 Funding**

The current funding model for most fields and sport groups involves:

- Regular capital works and maintenance financed primarily by the District,
- Field usage fees on all fields and rental fees on artificial turf fields, paid for by field sport groups,
- Major capital projects can involve grants from other levels of government, combined with partnerships with local field sport groups e.g., for Rutledge field,
- In-kind contributions from field sport user groups, e.g., minor improvements.

Some field sports, such as field hockey, soccer, baseball and rugby, have raised funds to support capital improvements of fields or facilities over the years.

The capacity for increased capital and operating funding from District tax sources is limited.

Opportunities for potential improvements to the funding model include the following:

- Regularly review the fees (rental of artificial turf, and field usage fees) charged for fields in comparison with other Lower Mainland municipalities, taking into account the costs of capital construction, maintenance, and field restoration/replacement of artificial turf, as well as the increased burden of field usage fees on sport participants,
- All field sport groups pay field usage fees, regardless of the sport's investment or maintenance work at the fields,
- Continue to pursue potential grants in collaboration with sport user groups and the Board of Education,
- Continue to work with field sport groups on creative ways to generate in-kind contributions and other funding,
- Consider sponsorships by the business community, including potential naming and sign opportunities,
- Recognize that good maintenance and upgrading of fields can save costs in the long term, since there are significant costs associated with 'getting behind' in terms of field deterioration,
- Consider partnerships with Collingwood or Mulgrave schools for evening and weekend access to their planned artificial turf fields if and when available,
- Consider supporting the development of more concessions, including one for Little League, to provide revenue-generation capacity to the field sport groups.

- Continue to support smaller scale tournaments in West Vancouver, and formalize some of the procedures for hosting them, including fundraising. (West Vancouver does not have the capacity to host large tournaments).

## **6.7 Next Steps**

The Sport Field Master Plan is a significant accomplishment in that it provides a road map for the use, maintenance, improvement and addition of sport fields in West Vancouver. As or more important, in the process of its development the SFMP fostered healthy relationships among the field sport groups, and also between those groups and the District.

Continuing the process that led to the support of the SFMP by all West Vancouver field sport groups is key to the long-term success of this Master Plan. The plan is flexible and offers a variety of recommendations; continuing the work of the Field Sport Forum Working Group will assist with the next steps of seeking funding and determining the priorities and timing related to implementation.

DRAFT

# Appendix A: Sport Field Inventory

Para/School	Sport Field	Owner	Surface	Field Type	Dimensions	Yes	Yes	Yes	Yes
Ambleside	Rutledge	D	Synthetic	Field Hockey	98m x 64m	Yes	Yes	Yes	Yes
				Soccer					
	Ambleside B	D	Soil Modified	Soccer	100m x 68m		Yes	Yes	Yes
	Ambleside C	D	Soil Modified Diamond	Baseball	185ft / 250ft		Yes	Yes	Yes
				Sr ASP					
	Ambleside D	D	Synthetic	Soccer	101m x 64m	Yes		Yes	Yes
				Field Hockey	91.4m x 55m				
	Ambleside E	D	Synthetic	Soccer	101m x 64m	Yes		Yes	Yes
				Field Hockey	91.4m x 55m				
				Field Lax	101m x 55m				
	Ambleside F	D	Soil	Soccer	110m / 67m		Yes	Yes	Yes
				Ultimate					
	Ambleside G	D	Soil	Baseball	240ft / 240ft		Yes	Yes	Yes
				Sr ASP					
	Ambleside H	D	AW	Soccer	73m / 36.5m	Yes			
				Ultimate					Yes
Caulfield	Caulfield	S	AW Diamond	Baseball	280ft / 200ft				
				Softball/ASP					
Cedardale	Cedardale	S	Soil Modified Diamond	Soccer	85m x 61m				
				Baseball	233ft / 195ft				
Chartwell School	Chartwell School	S	AW	Softball/ASP					
				Soccer	71m / 59m		Yes	Yes	
Cypress Falls	Cypress Falls N	S	Soil Diamond	Baseball	64m x 55m				
	Cypress Falls S	S	Soil Diamond	Baseball	200ft / 135ft		Yes	Yes	
Cypress Park School	Cypress Park	S	Soil Modified Diamond	Soccer	98m / 52m				
				Baseball	320ft / 171ft		Yes	Yes	Yes
Eagle Harbour	Eagle Harbour E	D/S	Soil Diamond	Baseball	300ft / 200ft				
				Softball/ASP					
				Soccer					
					Ultimate				
	Eagle Harbour W	D/S	Soil Diamond	Baseball	300ft / 200ft				
				Softball/ASP					
				Soccer					
				Ultimate		Yes	Yes		
Gleneagles	Gleneagles	S	AW	Soccer	70m / 41m				
Glenmore	Glenmore	D	Soil Diamond	Baseball	250ft / 300ft		Yes	Yes	
Hollyburn	Hollyburn N	S	Soil Modified	Soccer	70m / 49m		Yes	Yes	Yes
	Hollyburn S	S	Soil Modified	Softball	230ft / 160ft		Yes	Yes	Yes
Hugo Ray	Hugo Ray 1	D	Soil Modified	Cricket	115m / 92m				
				Field Hockey	92m / 55m		Yes	Yes	Yes
					Soccer	92m / 55m			
	Hugo Ray 2	D	Soil Modified	Cricket	115m / 92m				
				Field Hockey	92m / 55m		Yes	Yes	Yes
					Soccer	92m / 55m			
	Hugo Ray 3	D	Soil Modified	Cricket	115m / 92m				
				Field Hockey	92m / 55m		Yes	Yes	Yes
				Soccer	92m / 55m				
Hugo Ray 4	D	Soil Modified	Field Hockey	82m / 50m					
			Soccer	82m / 50m		Yes	Yes	Yes	
				Cricket	115m / 92m				
Irwin Park	Irwin Park	S	AW Diamond	Baseball	278ft / 160ft				
				Soccer	110m x 56m				Yes
Klahanie	Klahanie	D	AW	Soccer					
				Rugby	350ft / 211ft		Yes		Yes
				Softball/ASP	110m x 68m				
					Baseball				
	Klahanie Upper	D	Soil	Rugby	420ft / 220ft		Yes	Yes	Yes
	Klahanie Lower	D	Soil Modified	Rugby	320ft / 220ft		Yes	Yes	Yes
Pauline Johnson	PJ Upper	S	AW	Soccer	200ft / 134ft				
	PJ East	S	Soil Mod. Diam	Soccer	350ft / 210ft		Yes	Yes	
				Baseball					
					Softball/ASP				
	PJ West	S	Soil Mod. Diam	Soccer	350ft / 210ft		Yes	Yes	
				Baseball					
				Softball/ASP					
Ridgeview	Ridgeview E	S	Soil Diamond	Baseball	280ft / 200ft		Yes	Yes	
				Soccer	92m / 60m				
	Ridgeview W	S	AW	Baseball	361ft / 195ft				
				Soccer					
Rockridge	Rockridge	S	Soil Modified	Baseball/ASP	105m / 65m				
							Yes	Yes	
					300ft / 180ft				
Sentinel E	Sentinel E	S	Soil Diamond	Softball/ASP	105m / 75m				
	Sentinel W	S	Soil Diamond	Softball/ASP	329ft / 220ft				
Benbow	Westbay	D	AW Diamond	Baseball/ASP	220ft / 200ft				
				Soccer	67m x 60m	Yes			
Westcot	Westcot North	S	AW	Baseball	185ft / 210ft				
	Westcot South	S	Soil Modified	Soccer	228ft / 152ft		Yes	Yes	
West Van High	West Van High	S	Soil		300ft / 190ft		Yes	Yes	
	West Van High	S	AW Diamond		250ft / 175ft				

## Appendix B: Sport Field Analysis

Field / Primary and Secondary Users	Field Condition and Suitability for Different Age and User Groups	Other Characteristics
<p><b>1. Rutledge Field (formally Ambleside A)</b></p> <p>Field Hockey and Soccer</p>	<p>Excellent full-sized field hockey field with lights. Artificial turf especially suited to field hockey, but usable by soccer and other sports.</p>	<p>Field hockey &amp; soccer, as major funders for this field, in partnership with the District, have developed a schedule. Unused time will be allocated by the District.</p>
<p><b>2. Ambleside B - grass field</b></p> <p><b>Fall/Winter - Soccer</b></p> <p><b>Spring/Summer - Baseball and Slo-pitch</b> are the primary and secondary users. Casual use too.</p>	<p>Premiere adult-sized grass field suitable for ages U16 to adult (can be used for U13 and up if needed).</p>	<p><b>Fall/Winter</b>—Used on weekends only, for league soccer games. Closed during heavy rain or snow. Used on average approximately 20-24 weekends from Sept.-March. No soccer training or practice is allowed.</p> <p><b>Spring/Summer</b>— A full-sized 90' diamond is located in the southeast corner of this field. See Ambleside North Diamond - C Field</p>
<p><b>3. Ambleside F – grass field</b></p> <p><b>Fall/Winter - Soccer</b> X-Country running for schools secondary user.</p> <p><b>Spring/Summer - Public recreation</b> primary use. Elementary School ultimate, School Picnics and Sports Days &amp; DWV Special Events</p>	<p>Premiere adult-sized grass field suitable for ages U16 to adult (can be used for U 11 and up if needed). Does not drain as well as field B and is prone to frequent closures after Thanksgiving.</p>	<p><b>Fall/winter</b>—weekends only for (primarily) adult league soccer games. Closed during heavy rain or snow. Used on approximately 20-24 weekends from Sept.-March. No soccer training or practice allowed.</p> <p><b>Spring/Summer</b>— An 80' diamond is located in the northeast corner of the field. See Ambleside South Diamond – G Field</p>
<p><b>4. Ambleside H</b>—all weather crushed rock dust surface</p> <p><b>Fall/Winter – Soccer</b> Alternate to Pauline Johnson grass field for youth soccer on Saturdays. Alternate to Ambleside F grass for Adult Women 30 Something Soccer F grass on Sundays. Also used for youth soccer, Adult Men</p>	<p>Too small as a backup field for adult games, adequate for soccer training for all ages. Good training surface in damp conditions, can be dusty in dry conditions. During heavy rainfall, standing water on the field.</p>	<p><b>Fall/Winter</b>—Has lights for evening use, Monday to Friday, 4-10 pm</p> <p>Alternate for weekend soccer matches, when grass fields closed due to poor weather</p> <p><b>Spring/Summer</b>—limited use by soccer teams, commercial Women's Only Camps.</p>

Field / Primary and Secondary Users	Field Condition and Suitability for Different Age and User Groups	Other Characteristics
<p>Millar's League, 30 Something Women practices and a commercial group Women's Only Soccer Camps, Monday-Friday.</p> <p><b>Spring</b> - Soccer Special Events secondary</p>		
<p><b>5. Ambleside D</b> – artificial turf</p> <p><b>Fall/Winter</b> - Soccer primary Field hockey secondary.</p> <p><b>Spring</b> - Field hockey March to June. Soccer secondary, Adult Spring League Soccer May-Mid July</p> <p>Touch Rugby; Adult Field Hockey Drop In Sessions; Community booked events</p> <p><b>Summer</b> - Soccer 'Fun in the Sun' and WVSC Academy programs. Last two weeks in August pre-season training for all user groups</p>	<p>Good adult-sized playing surface for multiple sports in all seasons and in almost all weather conditions, except for snow. Has lights. Rarely closes and is suitable for most age groups.</p> <p>Good for soccer, U11 through adult. Adequate for recreational field hockey and lower level competitive field hockey to U14.</p>	<p><b>Fall/Winter</b>—school sports and academy programs, plus 25 possible evening training hours per week for teams. Weekend matches and/or training Saturdays and Sundays until 10 pm. Most used field in West Vancouver</p> <p><b>Spring/Summer</b>— Heavily booked all spring for Sentinel Soccer Academy (daytime booking), school soccer until June, and field hockey training, U8 and up, midweek, 5-10 pm. Booked in daytime through much of the summer for youth soccer programs.</p>
<p><b>6. Ambleside E</b>—artificial turf</p> <p><b>Fall/Winter</b> – Soccer primary Limited secondary use by field hockey, lacrosse and GSL Flag Football</p> <p><b>Spring</b> - Field hockey primary March to June. Limited secondary use by soccer.</p> <p>Adult League Soccer May – Mid July, Touch Rugby, Adult Field Hockey Vipers</p>	<p>Good adult-sized playing surface for multiple sports in all seasons and in almost all weather conditions, except for snow. Has lights. Rarely closes and is suitable for most age groups.</p> <p>Good for soccer, U 11 through adult. Adequate for recreational field hockey and lower competitive play to U14. Also suitable for youth field lacrosse.</p>	<p><b>Fall/Winter</b>- school sports and academy programs, plus 25 possible evening training hours per week for teams. Weekend matches and/or training Saturdays and Sundays until 10 pm. Most used field in West Vancouver</p> <p><b>Spring/Summer</b>— Heavily booked all spring for Sentinel Soccer Academy, school soccer until June, and field hockey training, U8 and up, midweek, 5-10 pm, field hockey matches on weekends. Booked in daytime through much of the summer for youth soccer</p>



Field / Primary and Secondary Users	Field Condition and Suitability for Different Age and User Groups	Other Characteristics
<p>training, Community Use events</p> <p><b>Summer</b> - Soccer 'Fun in the Sun' and WVSC Academy programs Last two weeks of August pre-season for all user groups.</p>		<p>programs.</p>
<p><b>7. Ambleside North Diamond C Field</b>—all weather crushed rock dust/ paths and grass outfield</p> <p>Baseball primary. Slo-pitch secondary. Community use softball and baseball Tournaments</p>	<p>Grass outfield and baseball diamond overlapping the south east portion of Ambleside B. Good for older youth players.</p>	<p><b>Spring /Summer</b> - used weeknights and weekends for baseball, and slo-pitch training and league games. Only 90' diamond in West Vancouver.</p>
<p><b>8. Ambleside South Diamond—G Field</b> all weather crushed rock dust/ paths and grass outfield</p> <p>Baseball primary. Slo-pitch secondary.</p>	<p>Baseball diamond and outfield overlapping the eastern section of Ambleside F grass field. Good for adolescent to older youth players.</p>	<p><b>Spring /Summer</b> - used weeknights and weekends in spring/summer for baseball and slo-pitch training and league games. Only 80' diamond in West Vancouver</p>
<p><b>9. Caulfield School</b>— all weather crushed rock dust surface, and diamond.</p> <p><b>Fall/Winter</b>—school is primary user. Soccer secondary user.</p> <p><b>Spring/Summer</b>—school is the primary user. Baseball and slo-pitch secondary.</p>	<p>School field heavily used for student activities. Average to poor all weather playing surface suitable as a backup field for younger soccer teams (U10-U11) when grass fields are closed. Field has ruts, erosion, objects on field at times. Can be dusty in dry conditions.</p>	<p><b>Fall/Winter</b>- Limited options for youth soccer training due to the lack of lights. Used only as alternate soccer field when games scheduled on grass are cancelled. Soccer use is typically less than 20-24 weekends per year.</p> <p><b>Spring/Summer</b>—Limited baseball and slo-pitch use in spring.</p>
<p><b>10. Caulfield</b>—undersize grass field</p> <p><b>Spring</b> - T-ball</p>	<p>Tiny grass field. Not big enough for pee wee soccer programs.</p>	<p>Some T-ball use in spring. No longer used for soccer.</p>
<p><b>11. Cedardale</b>—grass field and diamond</p> <p><b>Fall/Winter</b>—soccer</p>	<p>Small pee wee sized field, suitable in dry conditions for very young soccer players (U6-U8) in fall and baseball players</p>	<p><b>Fall/Winter</b>—Used only as a backup soccer field (infrequently) for U6-U8 soccer.</p>

Field / Primary and Secondary Users	Field Condition and Suitability for Different Age and User Groups	Other Characteristics
<p>primary, very low use.</p> <p><b>Spring/Summer</b>—baseball primary. Slo-pitch secondary.</p>	<p>in spring. Poor drainage rarely usable in fall/winter.</p>	<p><b>Spring/Summer</b>—young baseball players and slo-pitch.</p>
<p><b>12. Chartwell School</b>—all weather crushed rock dust and diamond</p> <p><b>Fall/Winter</b>—school is the primary user. Soccer is a secondary user.</p> <p><b>Spring/Summer</b>—school is the primary user.</p>	<p>School field heavily used for student activities. Average quality all weather playing surface used as a backup for U8 soccer programs when grass fields are closed. Objects on the field at times. No lights. Can be dusty in dry conditions.</p>	<p><b>Fall/Winter</b>--Used only as a backup soccer field (infrequently) for U8 soccer.</p> <p><b>Spring/Summer</b>— school use</p>
<p><b>13. Cypress Falls Park</b>—diamond</p> <p>T-ball and baseball primary</p>	<p>Baseball diamond and grass outfield well-suited to adolescent players. Drainage issues</p>	<p><b>Spring</b> - regular evening and weekend use by T-ball and baseball</p> <p><b>Fall/winter</b> – no use owing to drainage issues</p>
<p><b>14. Cypress School</b>—grass field and baseball diamond</p> <p><b>Fall/Winter</b>—school is the primary user. Soccer on weekends.</p> <p><b>Spring/Summer</b>—school is the primary user. Baseball on weekday evenings and weekends.</p>	<p>Good, moderate-size, grass school field suitable for U11 and U12 soccer players.</p> <p>Site of Cypress Park Little League's 'Rick Genest' field, their home field. Grass playing field is the outfield for the Little League baseball diamond in spring.</p> <p>Netting added to first base line in 2010 to add safety from foul balls potentially landing in the playground.</p>	<p><b>Fall/Winter</b>— Weekends only for U11-12 league soccer games. Closed during heavy rain or snow. Typically used no more than 20-22 weekends from Sept.-March. No soccer training is allowed.</p> <p><b>Spring/Summer</b>--Baseball diamond is used heavily March—July, midweek evenings and weekends.</p>
<p><b>15. Eagle Harbour School</b>—grass field and diamond</p> <p><b>Fall/Winter</b>—School use primary, soccer secondary</p> <p><b>Spring/Summer</b>—Baseball primary user. High School Ultimate League, High School practices, baseball,</p>	<p>Good moderate-size grass school field suitable for U8-U12soccer. Diamond suitable for Little League baseball and slo-pitch. Grass playing field makes up the outfield for the baseball diamond.</p>	<p><b>Fall/Winter</b>— weekends only for U8 soccer games. Field is available for use approximately 20 weekends per year. No soccer training is allowed.</p> <p><b>Spring/Summer</b>—weeknights for Cypress Park Little League baseball training, with games on weekends. High School Ultimate</p>

Field / Primary and Secondary Users	Field Condition and Suitability for Different Age and User Groups	Other Characteristics
T-ball and slo-pitch softball secondary users.		
<p><b>16. Gleneagles School</b>—all weather crushed rock dust surface</p> <p><b>Fall/Winter</b>- school is the primary user. Soccer is a secondary user. Special Event Parking</p> <p><b>Spring/Summer</b>—school is the primary user</p>	<p>School field heavily used for student activities. Average quality all weather playing surface that can be used as an alternate field for soccer teams up to U 8, when grass fields are closed. No lights.</p>	<p><b>Fall/Winter</b>-Limited options for youth soccer training. Used as a backup soccer field when U8 games scheduled on grass are cancelled. Field is not typically used more than 8 weekends, Sept.-March</p> <p><b>Spring/Summer</b>— parking</p>
<p><b>17. Glenmore</b>—baseball diamond is “Ed Anderson Field”. Baseball is the primary user, home field for West Van Little League</p>	<p>Small baseball diamond and outfield for young players. Undersized for this age group. Backstop was replaced in 2010. Parking is difficult.</p>	<p>Spring use only, weeknights and weekends for Little League baseball.</p>
<p><b>18. Hollyburn School</b>—grass field and diamond</p> <p><b>Fall/Winter</b>— School is primary user; soccer is the secondary on Saturdays</p> <p><b>Spring/summer</b>—School in primary; softball is the secondary user</p>	<p>Small grass school field heavily used for student activities. Field is often worn down in goal areas and sides. Field is suitable for U8-10 soccer teams. Diamond is only suitable for younger age softball teams. South backstop was replaced in 2010.</p>	<p><b>Fall/Winter</b>—used as a primary field for U9 soccer games on weekends. Not available for soccer training. Field is used approximately 20 games between Sept. and March.</p> <p><b>Spring/Summer</b>—used April to June for youth baseball and softball, weeknights and weekends.</p>
<p><b>19. Hugo Ray 1</b>—grass field and cricket pitch</p> <p><b>Fall/Winter</b>—Soccer is the primary user</p> <p><b>Spring/Summer</b>—Cricket primary user</p>	<p>Excellent grass field, although sloped, U8-10 soccer, and for cricket.</p> <p>The space is large enough for a baseball diamond for older youth baseball teams.</p>	<p><b>Fall/Winter</b>—used on weekends, Sept.-March as a primary field for U10 soccer matches. No soccer training is allowed. Soccer use is typically 20-24 games per year.</p> <p><b>Spring/Summer</b>—Used for youth and adult cricket on weekends, practices during the week. April – September.</p>
<p><b>20. Hugo Ray 2</b>—grass field and cricket pitch</p> <p><b>Fall/Winter</b>— Soccer is the primary user.</p>	<p>Excellent grass field, although sloped, U8-10 soccer players, and cricket.</p> <p>The space is large enough to build a field for older soccer</p>	<p><b>Fall/Winter</b>— used on weekends, Sept.-March as a primary field for U10 soccer matches No soccer training is allowed. Soccer use is typically 20 games per year.</p>

Field / Primary and Secondary Users	Field Condition and Suitability for Different Age and User Groups	Other Characteristics
<b>Spring/Summer</b> -- Used for youth and adult cricket	players or a baseball diamond for older youth baseball teams.	<b>Spring/Summer</b> -- Used for youth and adult cricket, April-September.
<p><b>21. Hugo Ray 3</b>—grass field</p> <p><b>Fall/Winter</b>—Soccer is the primary user, 1 day/week only. Street Soccer program U5-7 year olds secondary</p> <p><b>Spring/Summer</b>—Cricket is the primary user.</p>	<p>Good grass field for teaching very young field hockey and soccer players (U5-U7). Also used for cricket.</p> <p>Field undulates noticeably and is badly sloped to the east. Not suited for match play in any field sport, beyond very young players.</p>	<p><b>Fall/Winter</b>—Now used as the home to the West Van Soccer Club's Saturday 'street soccer' program for U5-U7 players. The field is used approximately 21 Saturdays per year. There is no other soccer use of this field.</p> <p><b>Spring/Summer</b>—Used weekly for cricket.</p>
<p><b>22. Hugo Ray 4</b>—grass field</p> <p><b>Fall/Winter</b>—Soccer is the primary user, 1 day/week only. BC Soccer Coaching Clinics – approximately 3-4 per year.</p> <p><b>Spring/Summer</b>—Cricket is the primary user.</p>	<p>Good grass field for training for soccer players U5-7. Also used for cricket.</p> <p>Field undulates noticeably and is badly sloped to the east. Not suited for match play in any field sport, beyond very young players.</p>	<p><b>Fall/Winter</b> – occasional soccer use</p> <p><b>Spring/Summer</b>—Used weekly for cricket.</p>
<p><b>23. Irwin Park School</b>—all weather crushed rock dust and diamond</p> <p><b>Fall/Winter</b> - School is the primary user. Soccer secondary user.</p> <p><b>Spring/Summer</b>—School is the primary user.</p>	<p>School field heavily used for student activities. Average quality all weather playing surface that can be used as a backup field for younger soccer teams U10-12. Heavy school use sometimes leads to holes, objects on the field. No lights. Dry dusty conditions in dry seasons.</p>	<p><b>Fall/Winter</b>-- Limited options for youth soccer training due to the lack of lights. Used as a backup soccer field when games scheduled on grass are cancelled. Rarely used for soccer more than 8-10 weekends, Sept-March. Soccer alternate on Saturday to HR #1 and Sunday Cypress Park grass.</p> <p><b>Spring/Summer</b>- School use</p>
<p><b>24. Klahanie</b> –all weather crushed rock dust field</p> <p>Rugby is the primary user year round</p> <p><b>Fall/Winter</b> Soccer secondary user – limited use</p> <p><b>Spring/Summer</b></p>	<p>Good adult-sized training surface in damp conditions, for all age groups. Only full sized all weather (non-turf) fields in West Vancouver. Can be dusty in dry conditions. During heavy rainfall, standing water on the field. Often closed when used for parking for various events.</p>	<p>Field has lights and is well suited to fall/winter training. Used regularly in Fall and Spring, for youth and senior rugby training.</p> <p>Capilano Rugby Club's agreement with the District of West Vancouver requires some accommodation of community use of this field.</p>

Field / Primary and Secondary Users	Field Condition and Suitability for Different Age and User Groups	Other Characteristics
Adult slo-pitch as a secondary user.		
25. <b>Klahanie Upper</b> —grass field Rugby is the sole user all year round.	Good adult-sized grass field used weekends in Fall and spring.	Partially lighted field, used for rugby matches most weekends in fall and spring. Also, some rugby training and evening matches.
26. <b>Klahanie Lower</b> —grass field Stadium Field Rugby is the sole user all year round.	Premiere adult-sized grass field in front of the Rugby clubhouse. Regularly used on weekends in Fall and Spring.	Used for rugby matches most weekends in fall and spring.
27. <b>Pauline Johnson School, Upper</b> —all weather crushed rock dust field School is the primary user in fall, winter and spring. Soccer is an occasional secondary user.	Small school field heavily used for student activities. Average to poor all weather playing surface that can potentially be used as an alternate field for U9 soccer teams. Heavy school use leads to some holes, objects on field. No lights. Not suitable for teams beyond U9. Can be dusty in dry conditions.	Limited options for youth soccer training due to small size and the lack of lights. Used as an alternate soccer field for U9 soccer at Hollyburn grass, when games scheduled are cancelled. This field is rarely used for club sport more than 8-10 weekends per year.
28. <b>Pauline Johnson School, Lower</b> —grass field and diamonds  <b>Fall/Winter</b> —School mostly uses upper field as schoolyard. Soccer is primary user of the grass field.  <b>Spring/Summer</b> —baseball and slo-pitch are the primary users. DWV Rec Programs; High School Sports – practices. High School Ultimate League play.	Good moderate-size grass field suitable for youth soccer matches in the U11-U14 age range. Diamonds use part of the grass pitch for the outfield.	<b>Fall/Winter</b> —No soccer training allowed. Field is used for games on weekends, unless closed due to poor weather, by youth soccer teams. Sept-March, 20-22 weekends.  <b>Spring Summer</b> —diamond and outfield are used for midweek and weekend baseball and slo-pitch training and games.
29. <b>Ridgeview School East</b> —grass field and diamond  <b>Fall/Winter</b> —Soccer is the primary user, some high school soccer.	Good moderate-size grass field suitable for soccer games up to U13-U15. Baseball diamond uses much of the central and south sections as an outfield. NW Section as an outfield and	<b>Fall/Winter</b> —Field is used on weekends for matches by youth soccer teams. Field is used no more than 20-22 weekends, Sept.-March. No soccer training is allowed on the field.

Field / Primary and Secondary Users	Field Condition and Suitability for Different Age and User Groups	Other Characteristics
<p><b>Spring/Summer</b>—Baseball is the primary user. Slo-pitch is secondary user, and High school soccer.</p>	<p>diamond. Drainage and field surface concerns.</p>	<p><b>Spring/Summer</b>—Diamond is used for youth baseball and slo-pitch training and games, weeknights and weekends. Some use by high school junior soccer teams.</p>
<p><b>30. Ridgview School West</b>—crushed rock dust and diamond</p> <p><b>Fall/Winter</b>—Soccer is the primary user.</p> <p><b>Spring/Summer</b>—Baseball primary user.</p>	<p>Average all weather playing surface in damp conditions that can be used as an alternate playing pitch for U 13-15 soccer teams.</p> <p>School leads to objects on the field. No lights. Can be dusty in dry conditions.</p>	<p><b>Fall-Winter</b>—Used as a backup soccer field when games scheduled on grass are cancelled. Typically used by soccer less than 20-22 weekends between Sept.-March.</p> <p><b>Spring/Summer</b>—Used by baseball in spring, with younger players, and by slo-pitch.</p>
<p><b>31. Rockridge Secondary-grass</b> School is the primary user for P.E. classes, school rugby, and school soccer.</p>	<p>Good moderate sized grass field for high school age athletes. Very heavily used for school sports. Tends to deteriorate noticeably from Sept.-May.</p>	<p>There is limited use of this field by community sports (slo-pitch &amp; little league) owing to heavy school use.</p>
<p><b>32. Sentinel Secondary</b>—grass and diamonds <b>Fall/Winter</b>—school is the primary user.</p> <p><b>Spring/Summer</b>—school is the primary user. Softball and slo-pitch are secondary users.</p>	<p>Good, adult-size grass field for high school age athletes. Very heavily used for school sports, drainage concerns. Diamonds at each end are used in spring for adolescent age softball teams, and for slo-pitch. West diamond is deteriorating.</p>	<p><b>Fall/Winter</b>—no community sport <b>Spring/Summer</b>—diamonds used evenings and weekends for softball and slo-pitch.</p>
<p><b>33. Westbay School</b>—crushed rock dust and diamond</p> <p><b>Fall/Winter</b>—School and Soccer are primary users. Parking lot for school and evening school events.</p> <p><b>Spring/Summer</b>— School is the primary user. Baseball and slo-pitch are secondary users.</p>	<p>School field heavily used for student activities. Recently reduced in size to create a parking lot for the school. Average all weather surface well suited to for soccer training in damp conditions. Has lights and can be used for evening soccer training U9/10. Also used as an alternate field for younger soccer teams U10. Some holes objects on field, and field is closed occasionally to allow parking for school activities. Can be dusty in dry conditions.</p>	<p><b>Fall/Winter</b>—Used for soccer evenings and weekends. Typically used 20-22 weekends Sept-March for youth soccer matches.</p> <p><b>Spring/Summer</b>— Limited baseball use of the diamond on weeknights and weekends, March-June.</p>

Field / Primary and Secondary Users	Field Condition and Suitability for Different Age and User Groups	Other Characteristics
<p><b>34. Westcot School North</b> crushed rock dust  <b>Fall/Winter</b>—School is the primary user. Soccer is a secondary user.</p> <p><b>Spring/Summer</b>— School is the primary user</p>	<p>School yard field heavily used for student activities. Relatively poor all weather playing surface that can be used as a backup field for U9 soccer teams. Heavy school use leads to some ruts, objects on the field. No lights. Can be dusty in dry conditions.</p>	<p><b>Fall/Winter</b>--Limited options for youth soccer training due to the lack of lights.  Used as a backup soccer field for U 9's when games scheduled on grass are cancelled. Rarely used more than 10 weekends Sept.-March.</p> <p><b>Spring/Summer</b>— Pedalheads Commercial Bike Program</p>
<p><b>35. Westcot School South grass field</b>  <b>Fall/Winter</b>—school and soccer are primary users.  <b>Spring/Summer</b>—school is the primary user.</p>	<p>Good peewee size grass field for teams in the U9-U10 range. Lower grass field does not receive quite as much wear as many school fields.</p>	<p><b>Fall/Winter</b>—primary field for U9 soccer matches on weekends. No soccer training is allowed on the field. Field is rarely used more than 20-22 games, Sept-March.</p> <p><b>Spring/Summer</b>— This pitch is often used 'illegally' on weeknights in spring and summer, by self-organized adult who meet to play recreational soccer.</p>
<p><b>36. West Van Secondary</b>— grass field and running track  School is the primary user, Sept-June.  No Community use other than track clubs.</p>	<p>Average to poor quality adult-size grass field for high school age athletes. Somewhat narrow and surrounded by a running track. Very heavily used for football and rugby. Field requires extensive maintenance and renewal every year due to heavy school use.</p>	<p>Used after school in fall and spring for high school rugby, field hockey, football, and soccer. No community use of this field.</p>
<p><b>37. West Van Secondary</b>— all weather crushed rock, throwing cage and jump pits  School is the primary user Sept.-June. U5-7 soccer can use the field as an alternate to Hugo Ray 3 &amp; 4.  Community track and field clubs are secondary users April-June.</p>	<p>Not suitable for field sport use. Used for discus, shot put, and jumps training in track and field.</p>	<p>Used for track and field – jumps and throws training in spring.</p>
<p><b>38. West Van Secondary</b>/Inglewood grass  School is the primary user,</p>	<p>Very small, narrow, grass field. Drains very poorly on the north side.</p>	<p>Occasionally used as a back up practice field by some West Van school teams. No longer used for</p>

Field / Primary and Secondary Users	Field Condition and Suitability for Different Age and User Groups	Other Characteristics
Sept.-June.		community pee wee soccer. Occasional recreational use in spring and summer for 'pick up' soccer games.

DRAFT



- Legend
- ◆ Playing Fields
  - Parks
  - Provincial Parks
  - Schools



© CATHERINE BERES ASSOCIATES, INC.

